

# Asteknik

Mühendislik

## ASPROFIL



# SERTİFİKA

CERTIFICATE 证书 ZERTIFIKAT ॐॐॐ-ॐॐॐ CERTIFICATO



**ASTEKNIK MÜHENDİSLİK YAPI VE YALITIM MALZEMELERİ  
ALÜMİNYUM VE PLASTİK SAN. TİC. LTD. ŞTİ.**

1. ESENŞEHİR MH. ŞAIR FUZULİ SK. NO: 10 Y. DUDULLU - ÜMRANİYE - İSTANBUL - TÜRKİYE

Has established a quality management system in accordance with international standard

**ISO 9001:2008**

with a scope of

**IMPORT, EXPORT AND SALES OF CONSTRUCTION MATERIALS FOR THE ISOLATION AND DECORATION PRODUCTS, DRILLING, PROCESSING, ASSEMBLY OF DECORATION, DILATATION PROFILES, ALUMINUM FLOOR MATS FROM SEMI FINISHED ALUMINUM, PLASTIC**

*"Following elements of the standard are excluded"*  
"none"

Certificate No : M 8155

Initial Certification Date : 14 September 2010

Certification Date : 14 September 2010

Expiration Date : 13 September 2013

General Manager

*Certificate is valid till expiration date, subject to successful completion of periodical surveillance audits. Please contact MEYER for details*

MEYER International Conformity Assessment Services

ITOSB 9. Caddesi No. 15 Tepeören-Tuzla - Türkiye Tel: +90 216 593 25 75 Fax: +90 216 593 25 74

[www.meyer.gen.tr](http://www.meyer.gen.tr) / [posta@meyer.gen.tr](mailto:posta@meyer.gen.tr)



## İÇİNDEKİLER :

- Sayfa 2– 4 = Dilatasyon profilleri ile ilgili genel bilgiler  
Sayfa 5 = Yangın bariyeri  
Sayfa 6 = Profil ve fitillerle ilgili teknik değerler  
Sayfa 7 = Uygulama fotoğrafları  
Sayfa 8–17 = 30 mm açıklık için profiller  
Sayfa 18-30 = 50-60 mm açıklık için profiller  
Sayfa 31-40 = 80 mm açıklık için profiller  
Sayfa 41-57 = 100 mm açıklık için profiller  
Sayfa 58-67 = 120 mm açıklık için profiller  
Sayfa 68-75 = 150 mm açıklık için profiller  
Sayfa 76-81 = 200 mm açıklık için profiller  
Sayfa 82 = Çelik zemin profilleri  
Sayfa 83-85 = Su yalıtımlı zemin profilleri  
Sayfa 86-87 = Eloksalli/elektrostatik boyalı kapak profilleri  
Sayfa 88-89 = Harpuşta ve parapet profilleri

## CONTENTS :

- Sayfa 2– 4 = General information on expansion joint profiles  
Sayfa 5 = Fire barrier  
Sayfa 6 = Profiles & Inserts technical specifications  
Sayfa 7 = Application photos  
Sayfa 8–17 = Profiles for 30 mm gap  
Sayfa 18-30 = Profiles for 50-60 mm gap  
Sayfa 31-40 = Profiles for 80 mm gap  
Sayfa 41-57 = Profiles for 100 mm gap  
Sayfa 58-67 = Profiles for 120 mm gap  
Sayfa 68-75 = Profiles for 150 mm gap  
Sayfa 76-81 = Profiles for 200 mm gap  
Sayfa 82 = Steel floor profiles  
Sayfa 83-85 = Watertight floor profiles  
Sayfa 86-87 = Anodised/powder coated cover profiles  
Sayfa 88-89 = Roof expansion joint and parapet profiles

\* Katalogda göremediğiniz daha geniş dilatasyonlar için özel detaylarımızı isteyiniz.

\* For wider expansion joints which are not shown in this catalogue please ask for our detailed drawings.

ASTEKNİK her zaman profil tip ve özelliklerinde değişiklik yapabilir./ ASTEKNİK may revise designs and specifications of profiles at any time.



## ASPROFIL® EXPANSION JOINT PROFILES

In the structural elements of a building, internal stresses occur due to various reasons. Sometimes the magnitude of such stresses increases too much to be ignored.

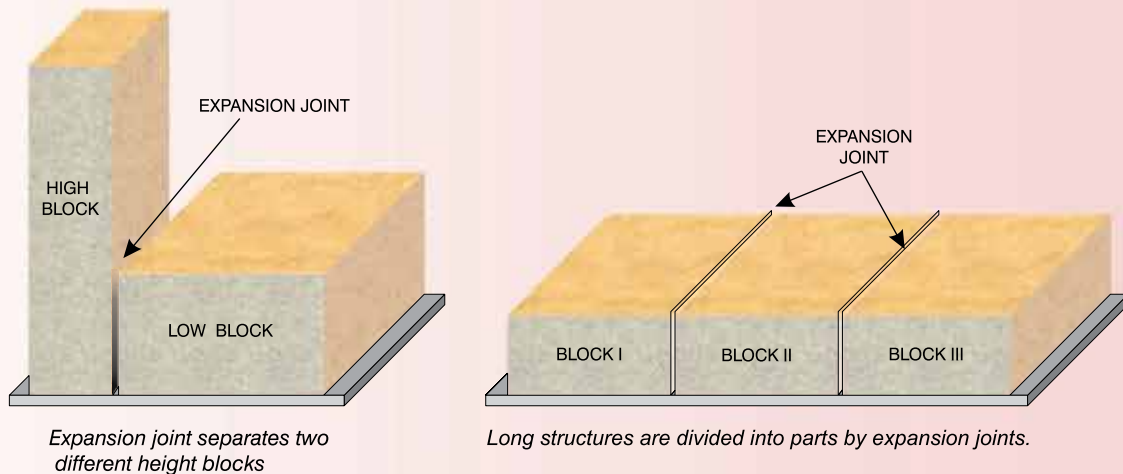
The reasons for internal stresses are: Thermal expansion or contraction, different ground settlements, movements due to earthquake, wind load, warming and cooling throughout the seasons.

In order to prevent these redundant internal stresses, it can be a solution to divide the building into blocks. Therefore, each single block operates with its own internal stress and weight.

The purpose of using expansion joints in the building is to absorb heat-induced expansions and to allow necessary movements during earthquakes, movements due to ground settlement and to join different construction materials.

Expansion joint gap must be determined according to the static design loading and dynamic analysis by a structural engineer. Taking all these calculations into consideration, the engineer determines the expected load bearing capacity and can calculate the gap which is necessary to absorb the movement.

On the other hand, there exist many fundamental rules about application of expansion joints. For instance, if the attached building has a different height, blocks must be separated from each other by an expansion joint. This application ensures that blocks will settle as a stand-alone and will not affect each other with extra structural stresses. This also simplifies the structural calculation. Another main rule concerning expansion joints is that if total length of a structure is longer than a certain value, which is specified in the building codes then expansion joints must be used for dividing long buildings into smaller parts.



### Where do we apply expansion joint profiles?

Shopping malls, hospitals, schools, car parks, business complexes, factory buildings etc...

### What is an expansion joint profile?

An expansion joint profile is made of metal (aluminum, steel, stainless steel and others), and used to cover expansion gaps allowing movement of blocks without any damage to concrete or coating. It is usually assembled together with "inserts" or "gaskets" in rubber.



### Importance of using expansion joint profiles;

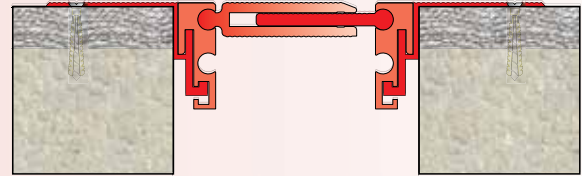
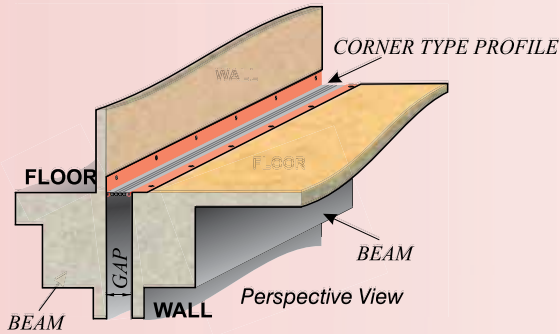
Not using or using an inappropriate type of profile will lead to cracks and breaks around the edges of the gap. Misusing or inadequate application of profile will rise the maintenance cost and bring loss of time.

**TYPES OF EXPANSION JOINT PROFILES ACCORDING TO THE APPLIED SURFACES:**

Expansion joint profiles can be grouped in many ways related to many different specifications. However, they are categorized in accordance with the applied surfaces in buildings.

**a. Floor Profiles:**

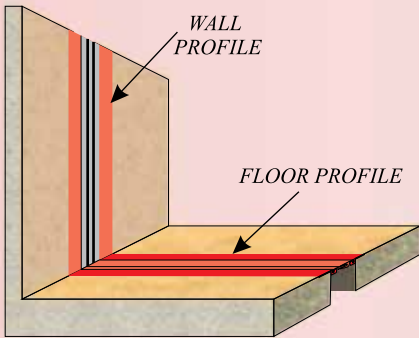
Selecting the correct profile type plays an outstanding role. If the floor is bearing other loads apart from pedestrians, it is necessary to know which kind of load affects the type of profile directly. Dynamic load can be pedestrian or vehicle, lorry and forklift. Loads are specified in DIN 1055 and DIN 1072.



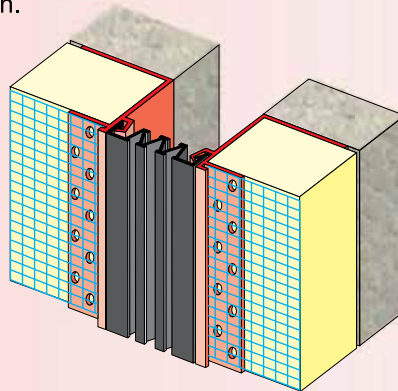
over-coating floor profile

**b. Wall-Ceiling Profiles:**

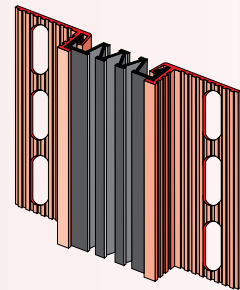
Similar to floor profiles, these profiles are not subjected to heavy loading compared to floor profiles. However, inappropriate profile selection will cause unwanted results later on. It is preferred to choose matching profiles for use on walls and on floors at the same location.



Perspective View



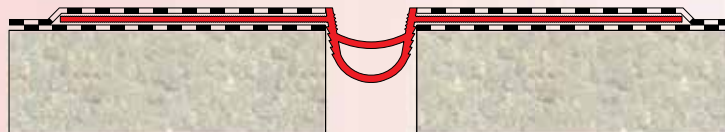
Heat Insulation Wall Profile



sub-coating wall profile

**c. Terrace Roof Profiles:**

The most important property of terrace roof profiles is water tightness. The profiles must be connected to the water insulation membrane for an appropriate application result. Some of the terrace roof profiles can be used for the same purpose at curtain walls joints of the substructure.



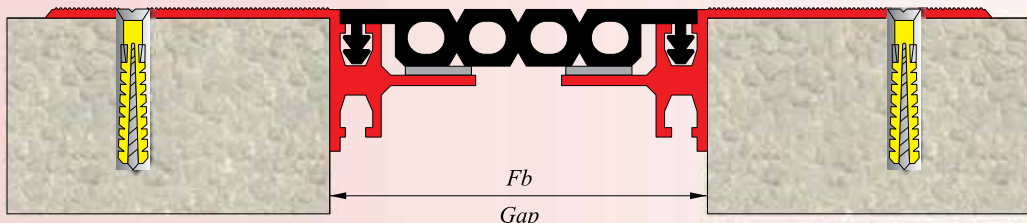
**DECISIVE CRITERIA WHEN SELECTING AN EXPANSION JOINT PROFILE:**

Some important specifications are needed to be defined for selecting the right profile type. They are listed below and following their definitions step by step will lead us to the selection of the appropriate profile.

It is needed to define some important specifications for selecting the right type of profile. Answering step by step the below listed questions will lead us to the right selection.

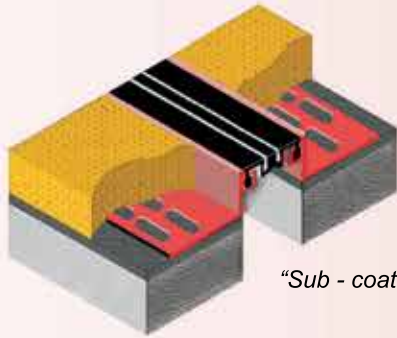
**1. Joint Opening (Gap) (Fb):**

The gap between two building blocks is essential to choose the right expansion joint profile. This figure affects the allowed movement capacity of the blocks. Joint opening gap also effects the load bearing capacity of the profile. The load bearing capacity of the same profile series will decrease if the joint opening gap increases.

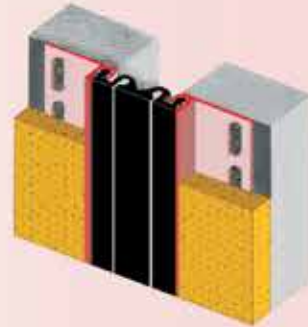


## 2. Coating:

**Sub - coating** Profiles are installed either before or after surface coating. If surface coating has not been completed then sub - coating type of profiles will be needed. For these types visible area of the profile is less than over - coating types.

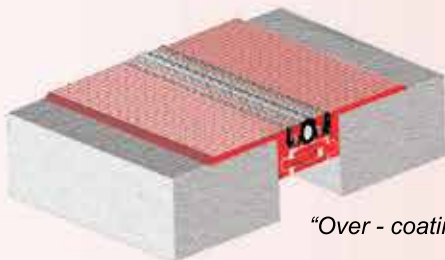


“Sub - coating Floor Profile”



“Sub - coating Wall Profile”

**Over - coating:** These types are offered when all the surface coating is completed. Visibility of the profile is larger in comparison with sub-coating types.



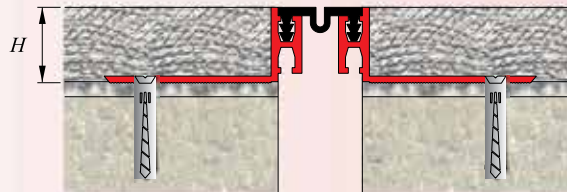
“Over - coating Floor Profile”



“Over - coating Wall Profiles”

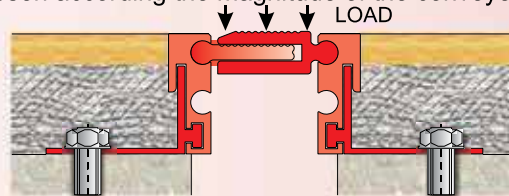
## 3. Coating thickness (H):

The coating thickness must be specified for sub coating profile applications.



## 4. Load-bearing capacity :

It should be defined if the floor profiles are required to sustain loads greater than pedestrian loads. The code defines two types of loads: static and dynamic. Dynamic load is additionally categorized to pedestrian, light and heavy traffic. The profile is being chosen according to the magnitude of the conveyed calculated load.



## 5. Horizontal movement capacity:

Knowing the estimated horizontal movement between the two blocks of a structure and using appropriate profiles prevent profile edges from getting damaged. This is strictly important for buildings that are constructed on unstable ground.

## 6. Vertical movement capacity:

The structure dead-load, the type of foundation and especially the soil properties affect the building settlement. The profile should be chosen according to the maximum allowed vertical movement of the building.

## 7. Chemical resistance:

If the profile is exposed to any chemical attack, selection should be done accordingly.

## 8. Water -tightness:

Places like multi-story car parks, underground car parks and/or wet areas need water-tight expansion joint profiles to be employed. If a water insulation membrane exists then the wings of the profile are glued on the concrete slab with hot bitumen glue. After that the wings are overlapped by a piece of water insulation membrane wider than the wing, again with hot bitumen glue.

## Important points in applications;

1. The same joint width must continue from the bottom of the slab up to the coating finish on the surface.
2. The joint edges where the profiles will be installed must be well prepared, uneven inner edge surfaces must be leveled.
3. The profile is fixed in a firmly and a steady way: High strength ( $>50\text{N/mm}^2$ ) ready-mix mortar can be applied under the profile, if necessary.
4. The distances between screws along the profile and between screw and gap edge must be arranged according to the application instructions.

## INSTALLATION:

**A. Floor Profiles:** The profiles should be fixed each 30 cm, starting 15 cm from the edge. Anchors should be fixed in a manner not to allow loosening. 8mm steel anchors should be used for the profiles under vehicle traffic load, profiles that are exposed only to pedestrian load are fixed by either 8mm plastic anchors, steel anchors or M6 screws.

**B. Wall-Ceiling Profiles:** Wall profiles are fixed to wall from up to down. Insert is put in rail and for the top 1-2 m; it is squeezed by pincers in every 20cm. This prevents the insert to slide down.

**C. Terrace Roof Profiles:** The middle of the two wing thermoplastic rubber profile is pressed into the joint. If no insulation membrane had been applied on the roof surface, wings are glued on roof floor by hot melt bitumen glue. If water insulation membrane exists then the wings of the profile are glued to the concrete slab by hot melt bitumen glue. The water insulation membrane overlaps the wings after that.

## OTHER INFORMATION ABOUT OUR PROFILES

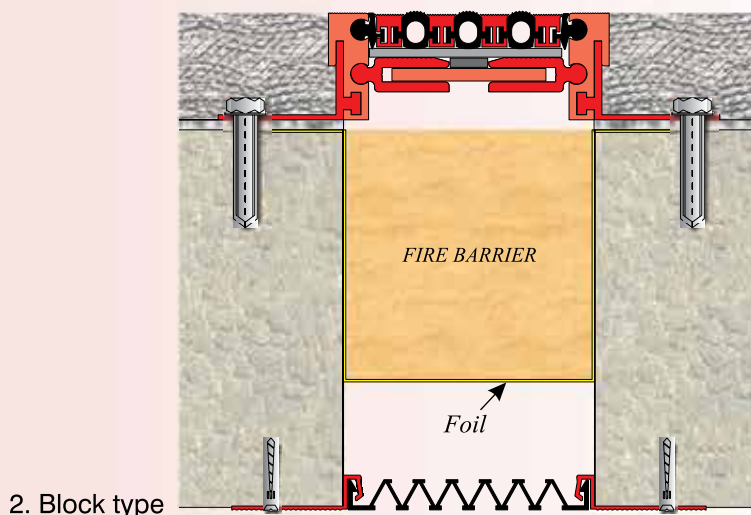
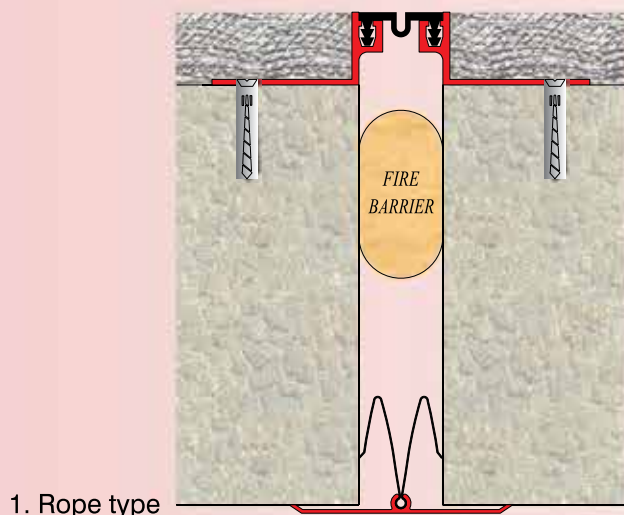
1. Profiles are produced according to DIN norms with the quality control system ISO 9001. They are resistant to abrasion and loading. The alloy is ALGMSI 0.5/F22 (Etial 60).
2. Sections of the profiles are designed according to the static and dynamic calculations depending on the load conditions.
3. The inserts used in floor profiles are made of EPDM and GTP. They are resistant to abrasion, various chemicals and tearing. The inserts used in wall profiles are made of weatherproof EPDM.
4. Our profiles are easily installed on both floor and wall, fixed to the surface by steel or plastic anchors and screws.
5. Profiles' bridge wide joints from 10mm up to 400mm with more than 200 types. Every profile we produce has a corner type.
6. Besides profiles designed for truck and forklift load, seismic profiles are also available for earthquake zones.

## FIRE BARRIERS

Fire barriers are used inside the gaps of expansion joints in order to prevent the passage of smoke and flame in case of fire. They are produced mainly of mineral fibers or rock wool and are in A1 class (non combustible) according to DIN 4102, Part 1.

There are three types of fire barriers we can offer:

1. **Rope type** : Made of rock wool fiber and over braided with glass fiber yarn, it is used in gaps from 10 to 55mm. Depending on the joint width rope diameter differs from 12mm to 60mm. For instance, if the joint gap is 27-37mm the rope diameter is 40mm.
2. **Folding type**: One single sheet of fiber containing mineral foam is used for gaps from 10 to 50mm, applied by folding the sheet. The thickness of the sheet varies from 10 to 35mm. For an example: For a joint gap of 50mm; for walls, sheet dimensions are 35mm x 200mm x 1000mm and for ceiling are chosen 35mm x 250mm x 1000mm.
3. **Block type**: 20 mm layers of chemically coated mineral fibers are connected each other via a special glue and form block type of fire barriers. They are offered with thickness between 50mm and 200mm. Wall and ceiling applications require different thickness of the block. For instance for a 120mm gap on the wall 165mm x 140mm x 1000mm is offered whereas for ceiling 165mm x 190mm x 1000mm block is offered. The fire resistance degree and the application area (wall, ceiling or floor), should be taken into consideration when selecting the suitable type of fire barriers.



# PROFILES & INSERTS TECHNICAL SPECIFICATIONS

## ALUMINIUM ALLOY

<b>Billet</b>	6063 AA-USA / 60 ETIAL-TURKEY / DIN AlMgSi 0,5	
<b>Melting temperature</b>	660° C	
<b>Boiling temperature</b>	2300° C	
<b>Rupture strenght</b>	16,5 Kg / mm <sup>2</sup>	
<b>Tensile strenght</b>	19,0 Kg / mm <sup>2</sup>	
<b>Elongation (5) (50 mm)</b>	8,0 Kg /mm <sup>2</sup>	
<b>Hardness (HB)</b>	70	
<b>Shearing strenght</b>	14 Kg/mm <sup>2</sup>	
<b>Density</b>	2,71 g/cm <sup>3</sup>	
<b>Elasticity modulus</b>	69 Gpa	
<b>Heat conductivity</b>	0,44 cal/cm.S.°C	
<b>Dilatation coefficient</b>	0,000024 (20° - 100 °C)	
<b>Electrical resistance (20°)</b>	0,038 Ω. mm <sup>2</sup> /m	
<b>Corrosion resistance</b>	Good	
<b>Weldability</b>	Good	
<b>Anodisability</b>	Good	
<b>Anodising thickness</b>	8 - 10 μ	
<b>Lifetime</b>	50 years	
<b>Chemical composition</b>	Aluminium =	% 97,30 - 98,15
	Mg =	% 0,45 - 0,90
	Si =	% 0,20 - 0,60
	Fe =	% 0,35
	Cu =	% 0,10
	Mn =	% 0,10
	Cr =	% 0,10
	Ni =	% 0,10
	Zn =	% 0,10
	Ti =	% 0,10
	Ga =	% 0,10
	Others =	% 0,15

INSERT PROPERTIES	EPDM	PVC ZP 200/R	SBR	TPE
<b>Short form name</b>	EPDM	NBR mixed PVC	SBR	TPE
<b>Hardness range</b>	30-85	60-70	40-95	10A-65D
<b>Colours</b>	Black, grey	Limited range	Black	Limited range
<b>Max continuous temp.</b>	130°C	140°C	85°C	120°C
<b>Max intermittent temp.</b>	150°C	150°C	115°C	140°C
<b>Low temperature</b>	-50°C	-40°C	-55°C	-40°C
<b>Oxidation</b>	Excellent	Excellent	Fair	Excellent
<b>Ozone resistance</b>	Excellent	Excellent	Poor	Excellent
<b>UV resistance</b>	Excellent	Good	Poor	Excellent
<b>ASTM Oil 1 at 20° C</b>	Fair	not tested	Poor	Excellent
<b>ASTM Oil 1 at 100° C</b>	Unsatisfactory	not tested	Unsatisfactory	Excellent
<b>ASTM Oil 3 at 20° C</b>	Unsatisfactory	not tested	Unsatisfactory	Excellent
<b>ASTM Oil 3 at 100° C</b>	Unsatisfactory	not tested	Unsatisfactory	Good
<b>ASTM Fuel 8 at 40° C</b>	Unsatisfactory	not tested	Unsatisfactory	not tested
<b>Alcohol</b>	Good	Good	Good	Good
<b>Acetone</b>	Good	Good	Fair	Good
<b>Benzene</b>	Unsatisfactory	Poor	Unsatisfactory	Good
<b>Acids</b>	Good	Excellent	Fair	Good
<b>Alcalis</b>	Good	Excellent	Good	Good
<b>Physical strenght</b>	Good	Good	Good	Good
<b>Compression set</b>	Good	Good	Good	Good
<b>Tear&amp;abrasion resistance</b>	Good	Good	Good	Good
<b>Resilience</b>	Very good	Good	Good	Good
<b>Gas permeability</b>	Fairly low	Low	Fairly low	Low
<b>Electrical strenght</b>	Excellent	Good	Excellent	Good
<b>Flame resistance</b>	Poor	Poor	Poor	Fair
<b>Water resistance</b>	Excellent	Excellent	Good	Good





PENDORYA ALIŞVERİŞ MERKEZİ

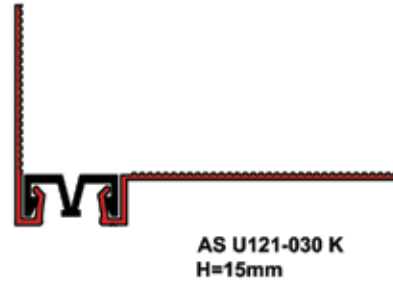
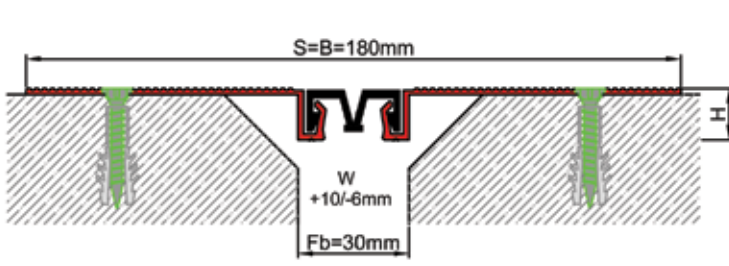


TRUMP TOWERS MALL

**AS U121-030**  
**H=15mm**

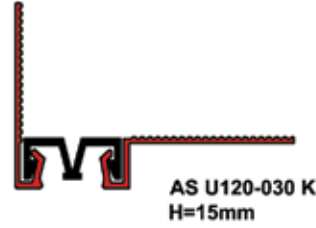
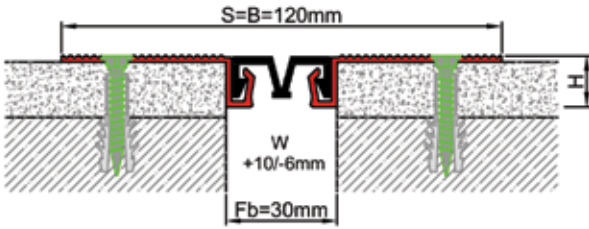


**AS U121-030 H=15mm**



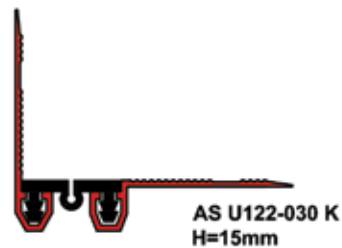
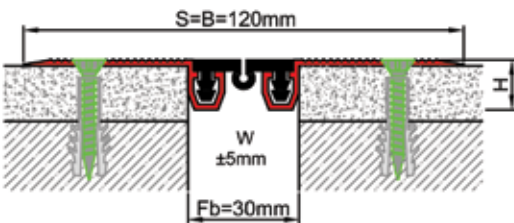
H (mm)	yaklaşık approx.	15
Boy (m)	Lenght (m)	3

**AS U120-030 H=15mm**



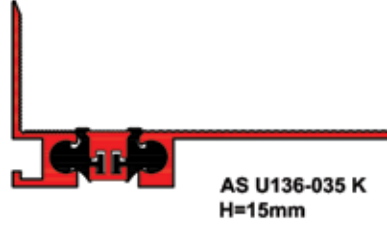
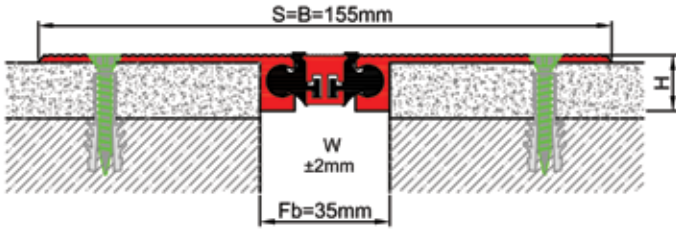
H (mm)	yaklaşık approx.	15
Boy (m)	Lenght (m)	3

**AS U122-030 H=15mm**



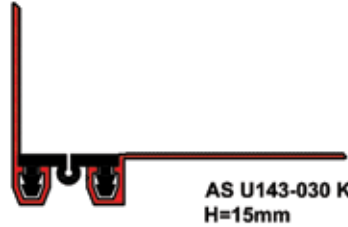
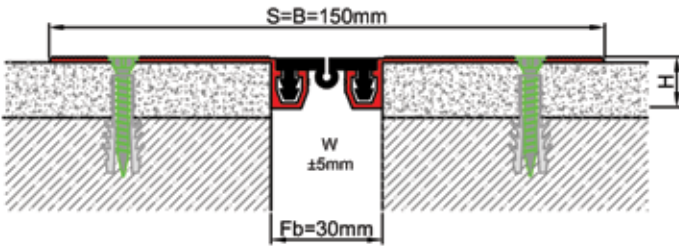
H (mm)	yaklaşık approx.	15
Boy (m)	Lenght (m)	3

### AS U136-035 H=15mm



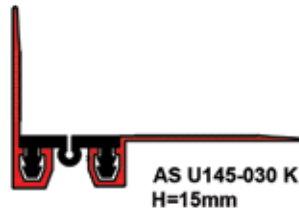
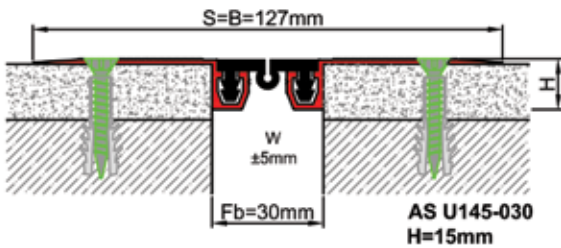
H (mm)	yaklaşık approx.	15
Boy (m) Lenght (m)		3

### AS U143-030 H=15mm



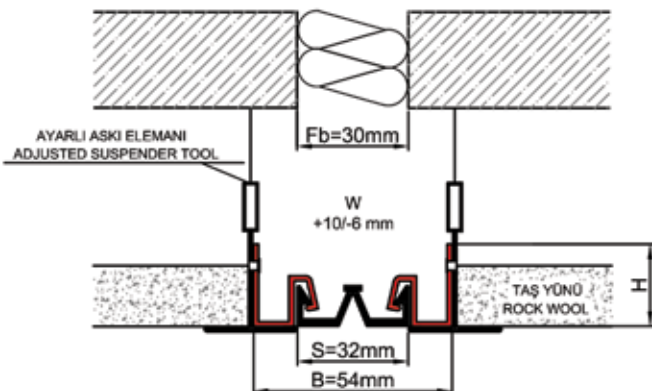
H (mm)	yaklaşık approx.	15
Boy (m) Lenght (m)		3

### AS U145-030 H=15mm



H (mm)	yaklaşık approx.	15
Boy (m) Lenght (m)		3

### AS U123-030 H=22mm



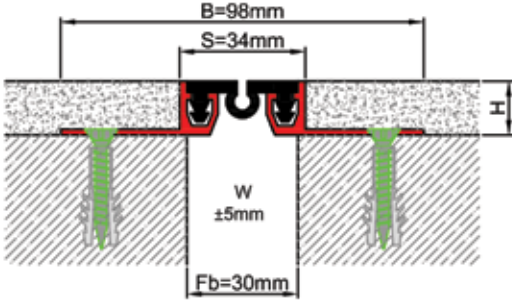
H (mm)	yaklaşık approx.	22
Boy (m) Lenght (m)		3

\* Modüler asma tavan sistemlerinde kullanılır.  
\* It is used with moduler suspended ceiling systems.

**AS A146-030**  
**H=15mm**

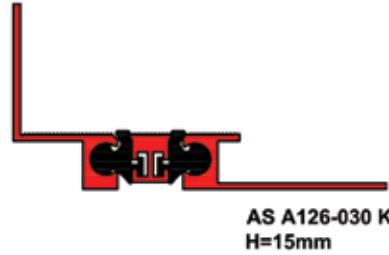
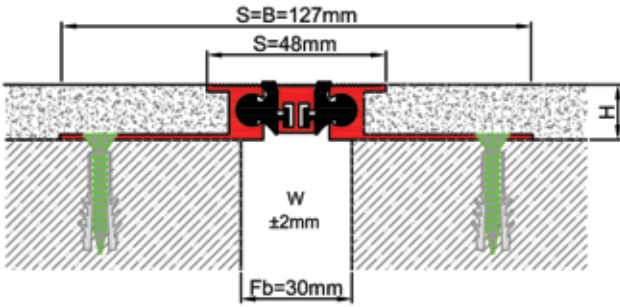


**AS A146-030 H=15mm**



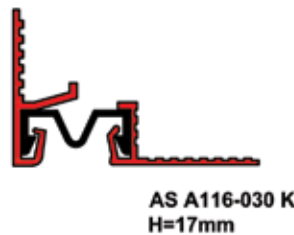
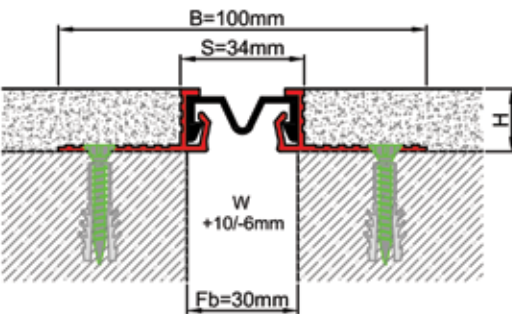
H (mm)	yaklaşık approx.	15
Boy (m) Lenght (m)		3

**AS A126-030 H=15mm**




H (mm)	yaklaşık approx.	15
Boy (m) Lenght (m)		3

**AS A116-030 H=17mm**

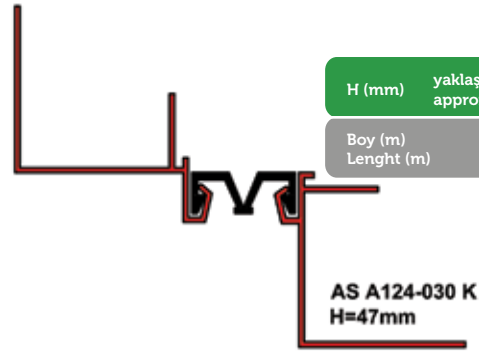
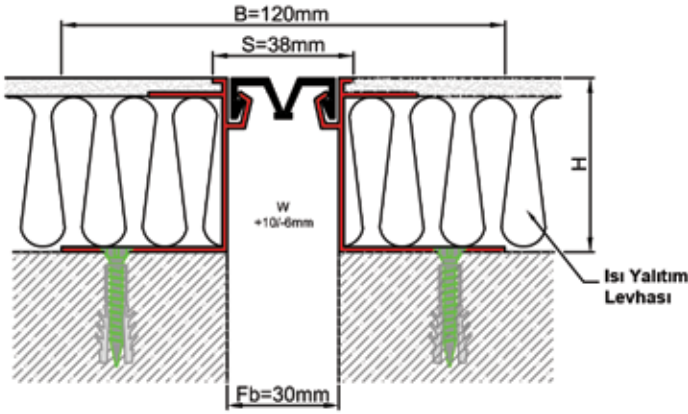


H (mm)	yaklaşık approx.	17
Boy (m) Lenght (m)		3

**AS A124-030**  
**H=47mm**



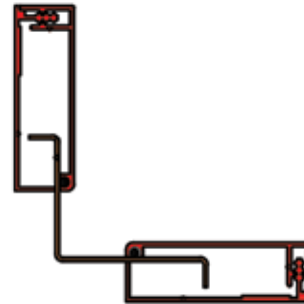
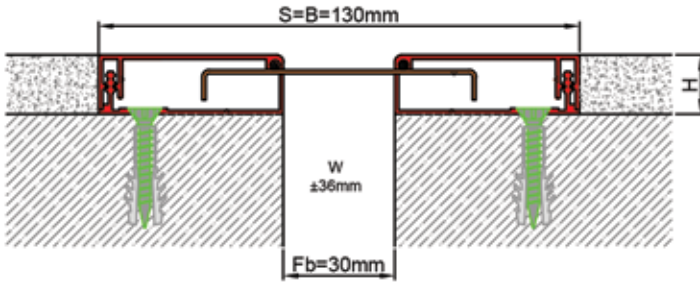
**AS A124-030 H=47mm**



H (mm)	yaklaşık approx.	<b>47/57</b>
Boy (m)	Lenght (m)	<b>3</b>

**AS A124-030 K**  
**H=47mm**

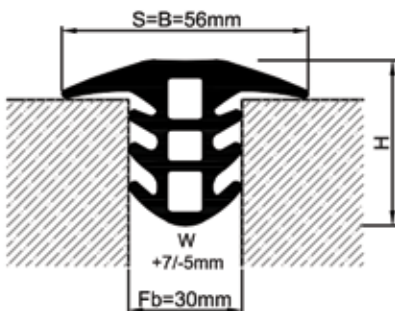
**AS A154-030 H=16mm**



H (mm)	yaklaşık approx.	<b>16</b>
Boy (m)	Lenght (m)	<b>3</b>

**AS A154-030 K**  
**H=16mm**

**AS U141-030 H=45mm**

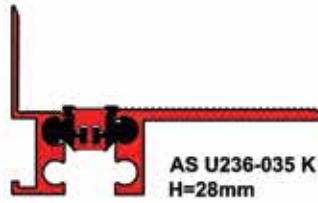
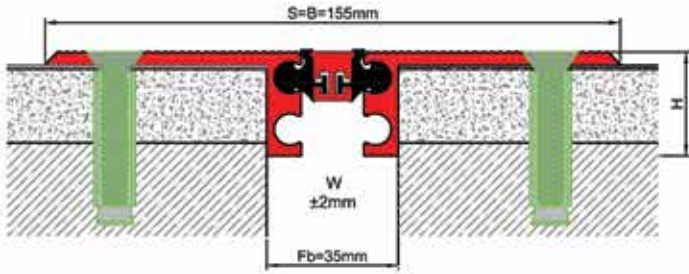


H (mm)	yaklaşık approx.	<b>45</b>
Boy (m)	Lenght (m)	<b>5</b>

**AS U236-035**  
**H=28mm**

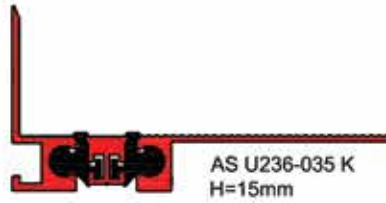
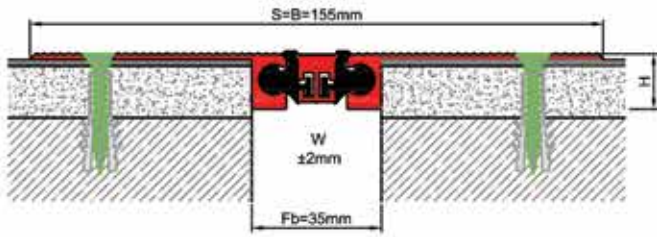


**AS U236-035 H=28mm**



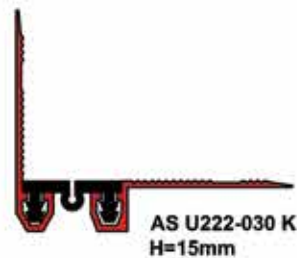
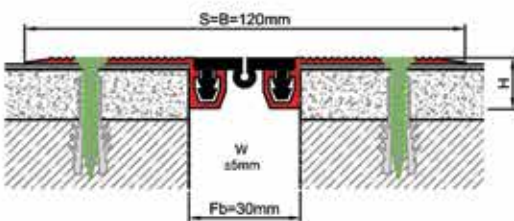
H (mm)	yaklaşık approx.	28
Boy (m) Lenght (m)		3
Yükleme Kapasitesi Load-Bearing Capacity	70 kN 120 kN	

**AS U236-035 H=15mm**



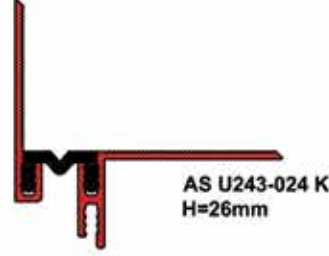
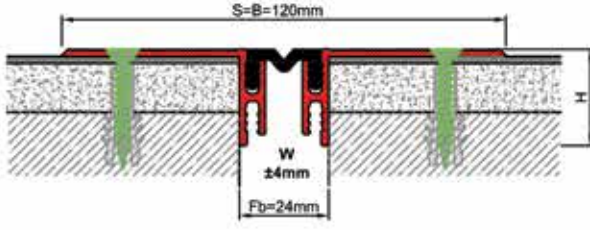
H (mm)	yaklaşık approx.	15
Boy (m) Lenght (m)		3
Yükleme Kapasitesi Load-Bearing Capacity		

**AS U222-030 H=15mm**



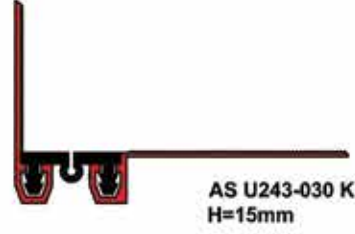
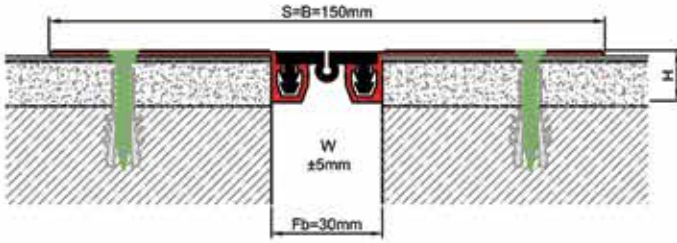
H (mm)	yaklaşık approx.	15
Boy (m) Lenght (m)		3
Yükleme Kapasitesi Load-Bearing Capacity		

**AS U243-024 H=26mm**



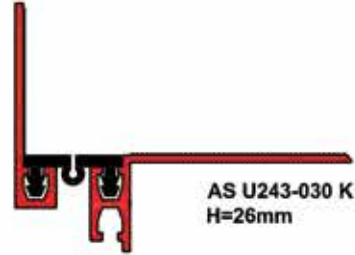
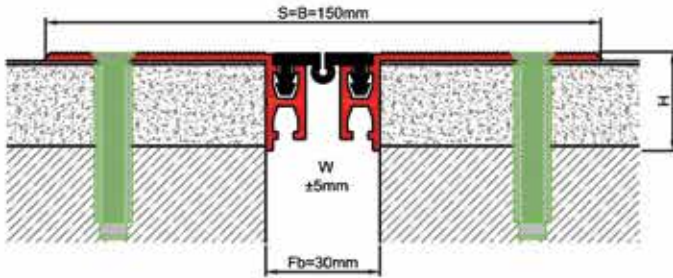
H (mm)	yaklaşık approx.	26
Boy (m) Lenght (m)		3
Yükleme Kapasitesi Load-Bearing Capacity		

**AS U243-030 H=15mm**



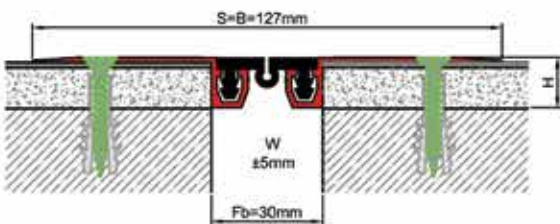
H (mm)	yaklaşık approx.	15
Boy (m) Lenght (m)		3
Yükleme Kapasitesi Load-Bearing Capacity		

**AS U243-030 H=26mm**



H (mm)	yaklaşık approx.	26
Boy (m) Lenght (m)		3
Yükleme Kapasitesi Load-Bearing Capacity		

**AS U245-030 H=15mm**

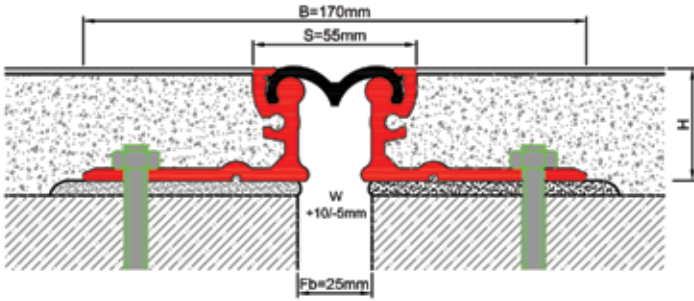


H (mm)	yaklaşık approx.	15
Boy (m) Lenght (m)		3
Yükleme Kapasitesi Load-Bearing Capacity		

**AS A225-030**  
**H=38mm**




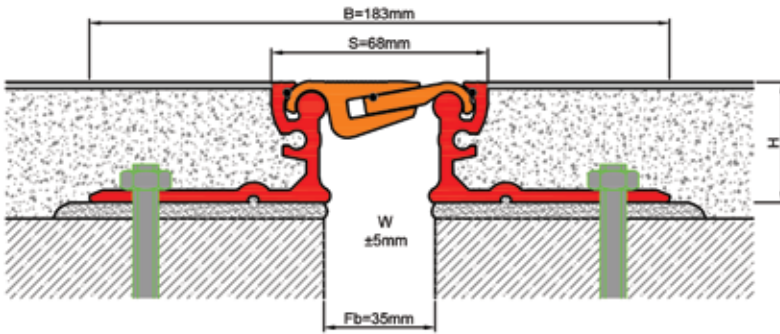
**AS A225-030 H=38mm**



**AS A225-030 K**  
**H=38mm**

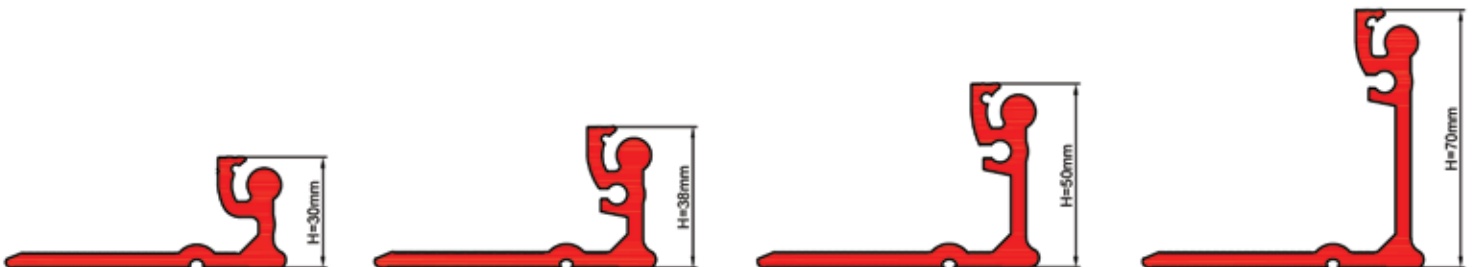
H (mm)	yaklaşık approx.	30/38/50/70
Boy (m)	Lenght (m)	3
Yükleme Kapasitesi	Load-Bearing Capacity	25 kN  120 kN 

**AS A225-035 H=38mm**



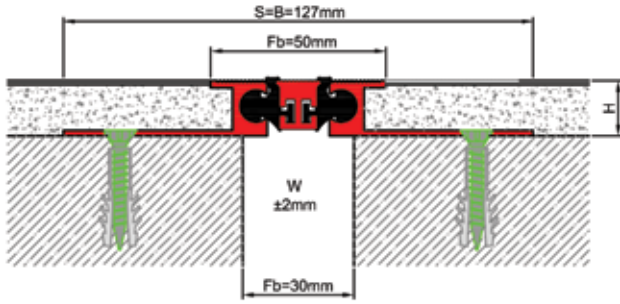
**AS A225-035 K**  
**H=38mm**

H (mm)	yaklaşık approx.	30/38/50/70
Boy (m)	Lenght (m)	3
Yükleme Kapasitesi	Load-Bearing Capacity	25 kN  120 kN 





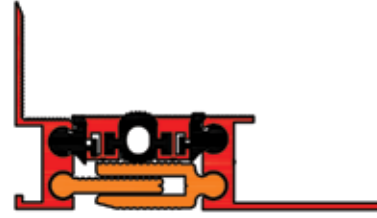
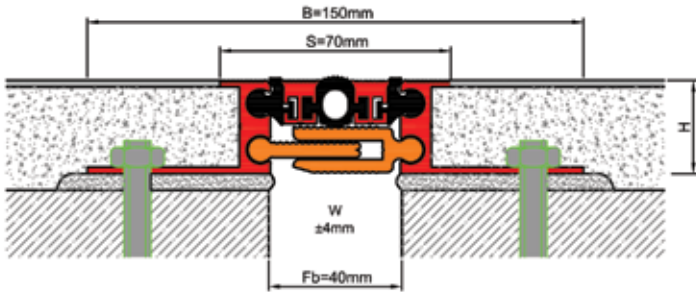
**AS A226-030 H=15mm**



AS A226-030 K  
H=15mm

H (mm)	yaklaşık approx.	15
Boy (m) Lenght (m)		3
Yükleme Kapasitesi Load-Bearing Capacity		

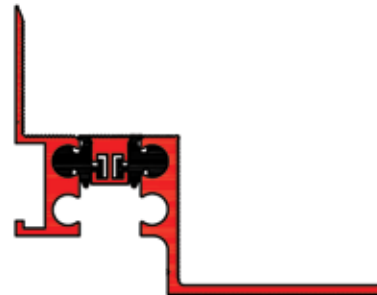
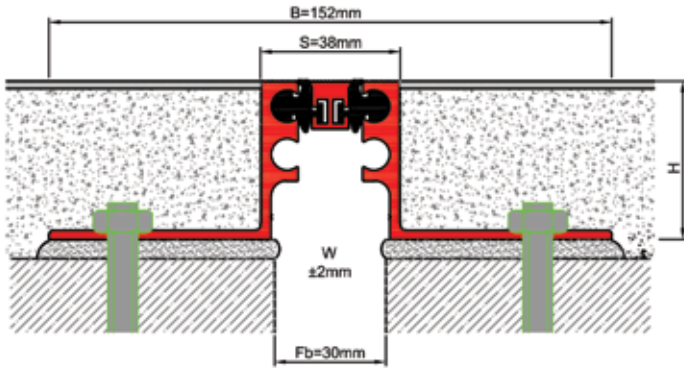
**AS A226-040 H=28mm**



AS A226-040 K  
H=28mm

H (mm)	yaklaşık approx.	28
Boy (m) Lenght (m)		3
Yükleme Kapasitesi Load-Bearing Capacity		

**AS A226T-030 H=43mm**



ASE A226-030 K  
H=43mm

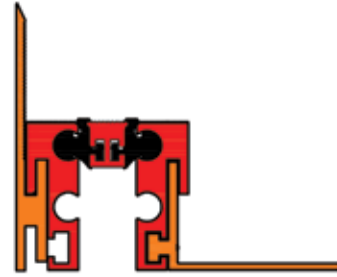
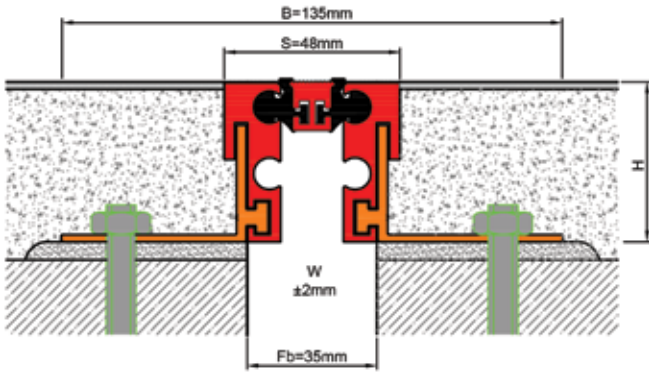
H (mm)	yaklaşık approx.	35/43/60
Boy (m) Lenght (m)		3
Yükleme Kapasitesi Load-Bearing Capacity		70 kN 300 kN



**AS A226-035**  
**H=43mm**

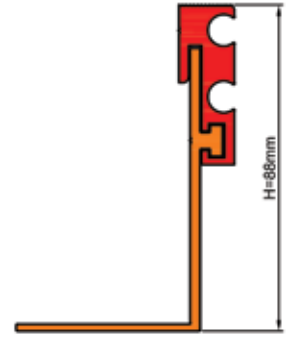
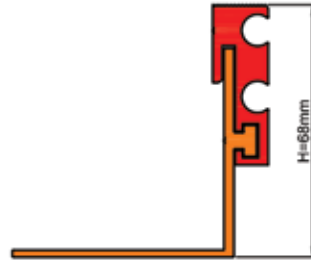
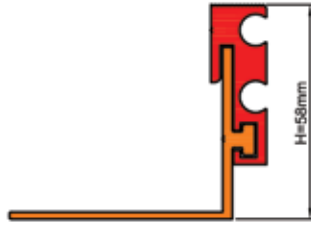


**AS A226-035 H=43mm**

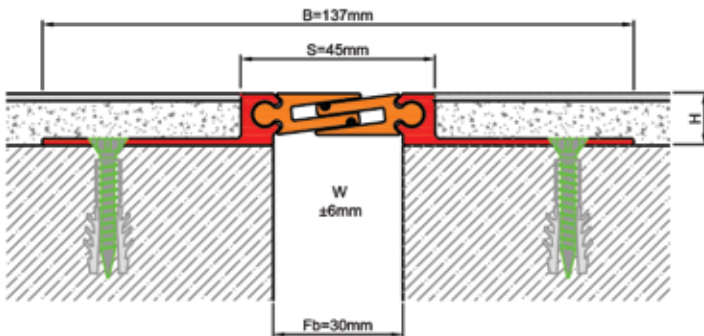


**AS A226-035 K**  
**H=43mm**

H (mm)	yaklaşık approx.	43/58/68/88
Boy (m) Lenght (m)		3
Yükleme Kapasitesi Load-Bearing Capacity		70 kN  300 kN 


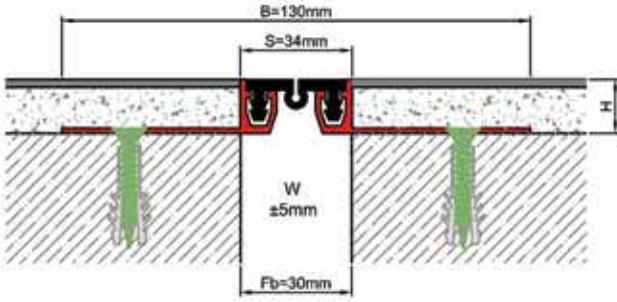


**AS A227L-030 H=12mm**



H (mm)	yaklaşık approx.	12
Boy (m) Lenght (m)		3
Yükleme Kapasitesi Load-Bearing Capacity		

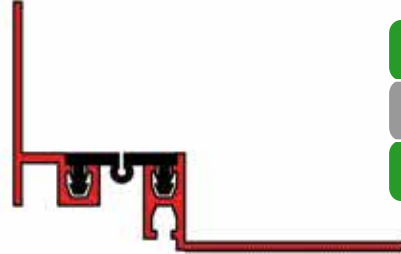
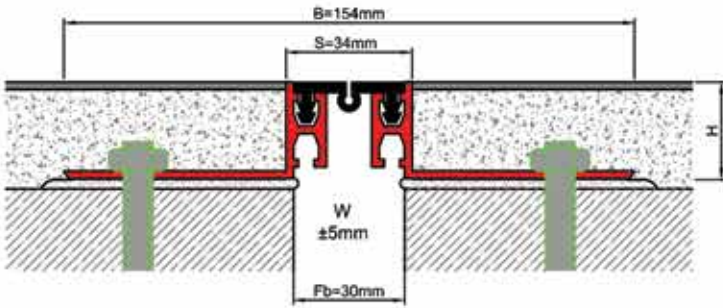
### AS A246-030 H=15mm



AS A246-030 K  
H=15mm

H (mm)	yaklaşık approx.	15
Boy (m) Lenght (m)		3
Yükleme Kapasitesi Load-Bearing Capacity		

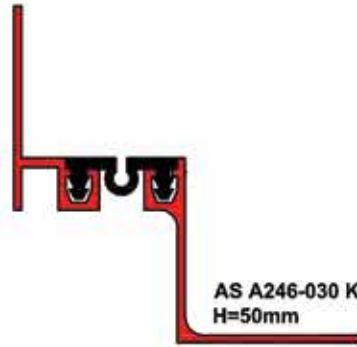
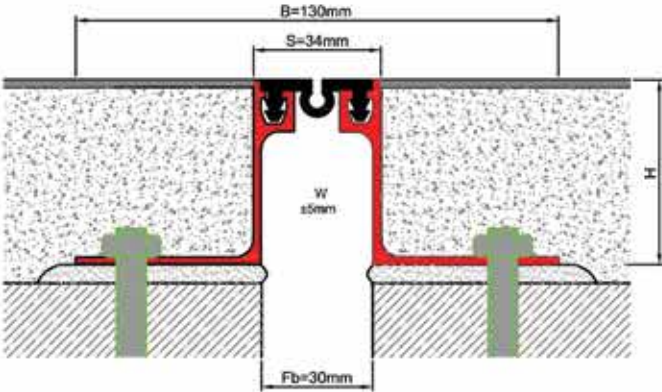
### AS A246-030 H=26mm



AS A246-030 K  
H=26mm

H (mm)	yaklaşık approx.	26
Boy (m) Lenght (m)		3
Yükleme Kapasitesi Load-Bearing Capacity		25 kN

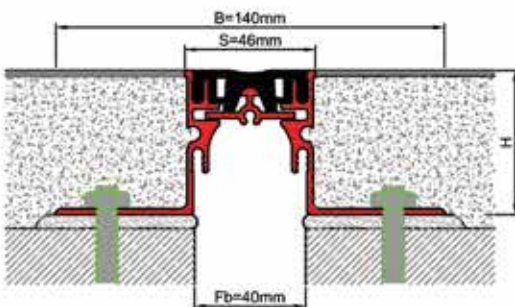
### AS A246-030 H=50mm



AS A246-030 K  
H=50mm

H (mm)	yaklaşık approx.	35/50
Boy (m) Lenght (m)		3
Yükleme Kapasitesi Load-Bearing Capacity		25 kN

### AS A233-040 H=50mm

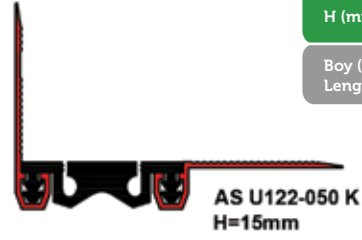
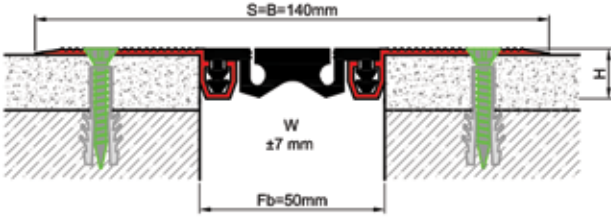


H (mm)	yaklaşık approx.	50
Boy (m) Lenght (m)		3
Yükleme Kapasitesi Load-Bearing Capacity		25 kN 50 kN

**AS U122-050**  
**H=15mm**

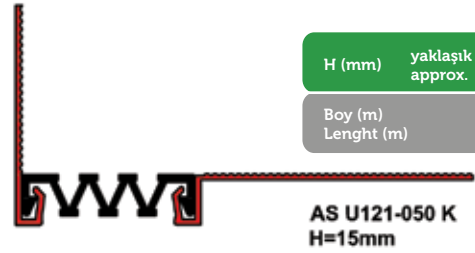
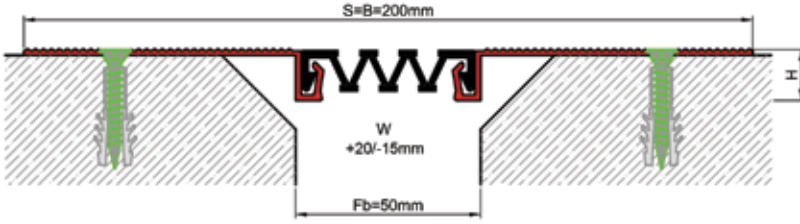


**AS U122-050 H=15mm**



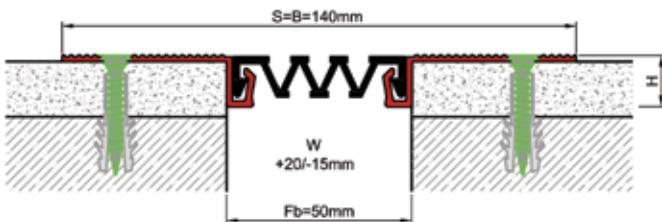
H (mm)	yaklaşık approx.	15
Boy (m) Lenght (m)		3

**AS U121-050 H=15mm**



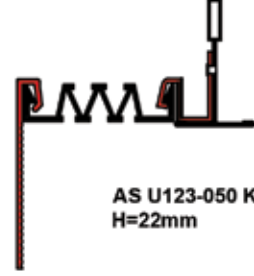
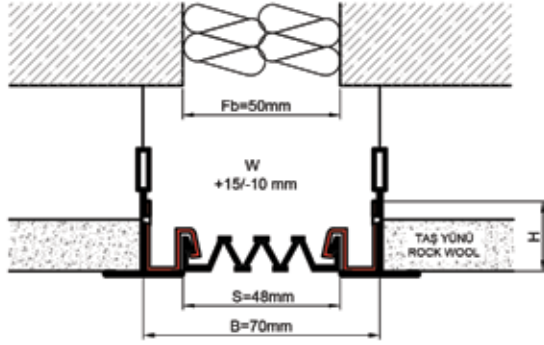
H (mm)	yaklaşık approx.	15
Boy (m) Lenght (m)		3

**AS U120-050 H=15mm**



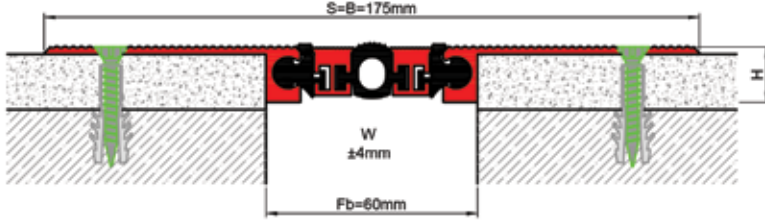
H (mm)	yaklaşık approx.	15
Boy (m) Lenght (m)		3

**AS U123-050 H=22mm**



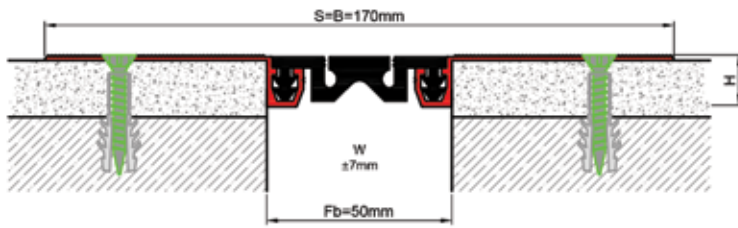
H (mm)	yaklaşık approx.	<b>22</b>
Boy (m) Lenght (m)		<b>3</b>

**AS U136-060 H=15mm**



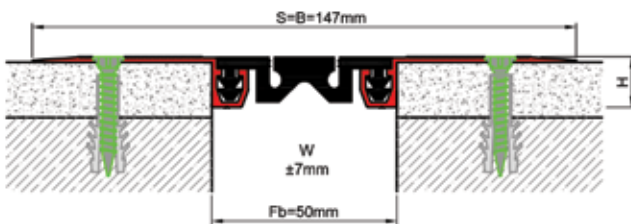
H (mm)	yaklaşık approx.	<b>15</b>
Boy (m) Lenght (m)		<b>3</b>

**AS U143-050 H=15mm**



H (mm)	yaklaşık approx.	<b>15</b>
Boy (m) Lenght (m)		<b>3</b>

**AS U145-050 H=15mm**

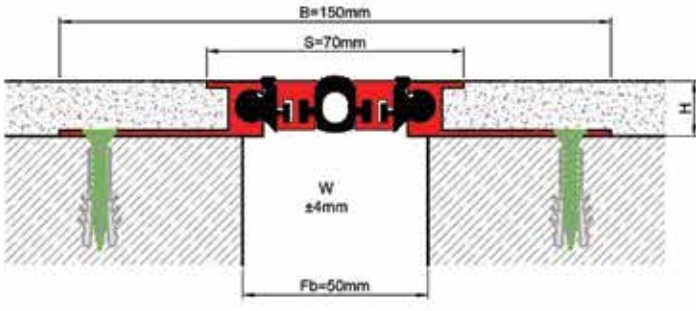


H (mm)	yaklaşık approx.	<b>15</b>
Boy (m) Lenght (m)		<b>3</b>

**AS A126-050**  
**H=15mm**

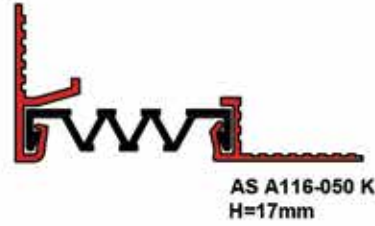
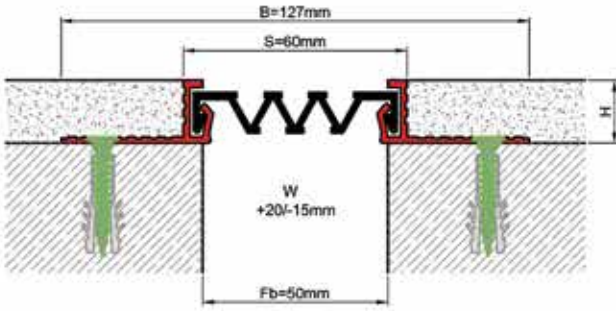


**AS A126-050 H=15mm**



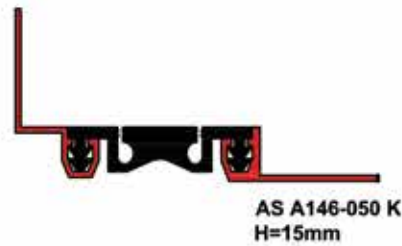
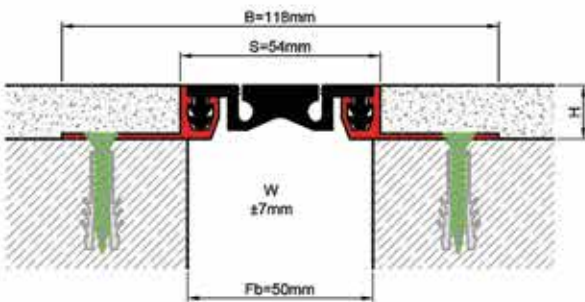
H (mm)	yaklaşık approx.	17
Boy (m)	Lenght (m)	3

**AS A116-050 H=17mm**



H (mm)	yaklaşık approx.	15
Boy (m)	Lenght (m)	3

**AS A146-050 H=15mm**

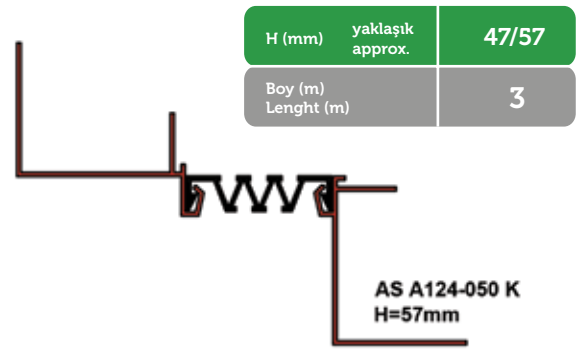
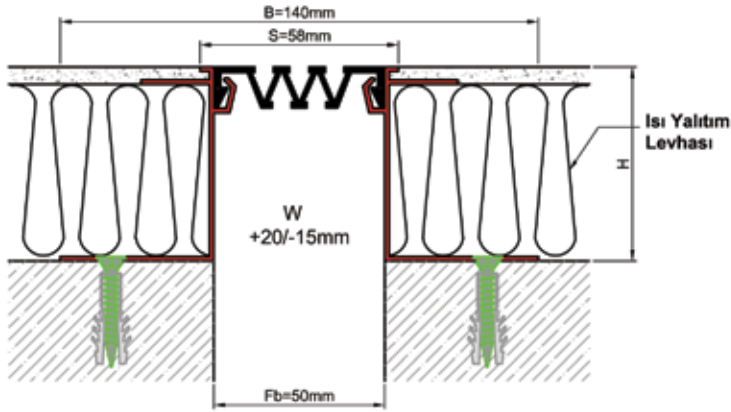


H (mm)	yaklaşık approx.	15
Boy (m)	Lenght (m)	3

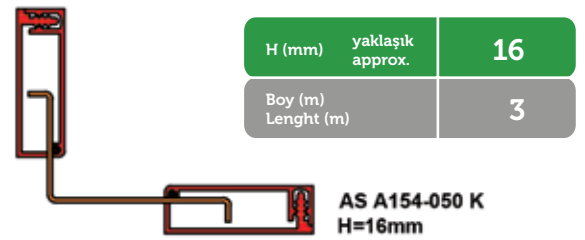
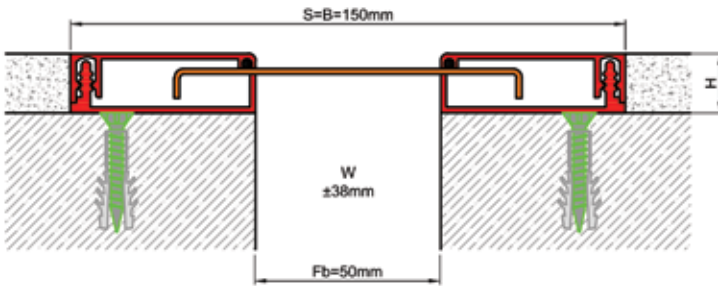
**AS A124-050**  
**H=57mm**



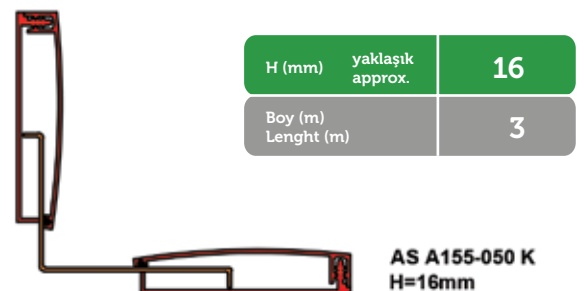
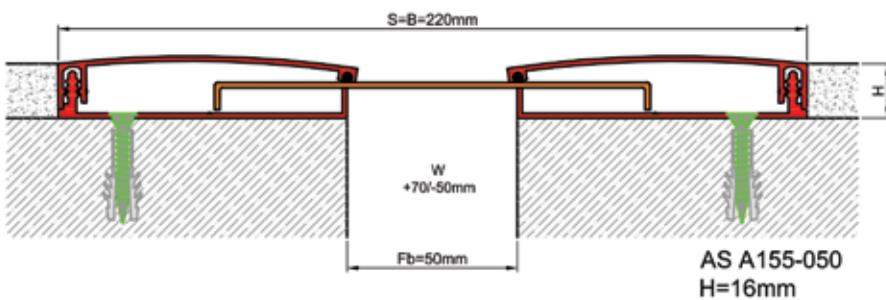
**AS A124-050 H=57mm**



**AS A154-050 H=16mm**




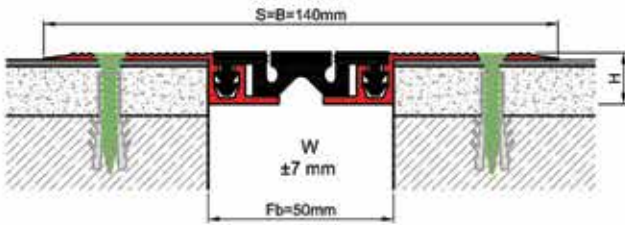
**AS A155-050 H=16mm**



**AS U222-050**  
**H=15mm**

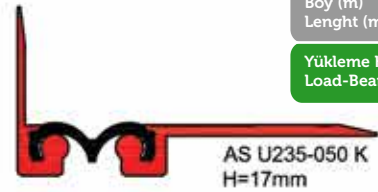
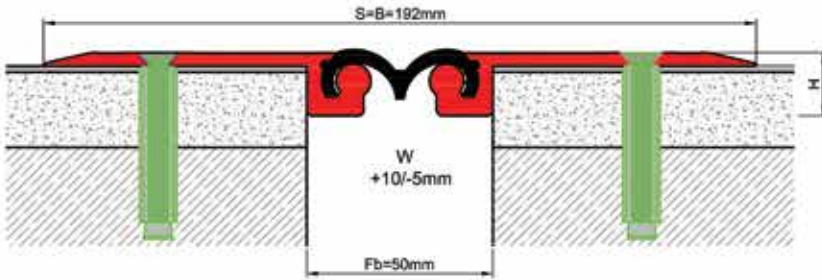


**AS U222-050 H=15mm**



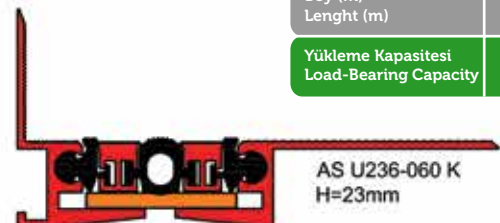
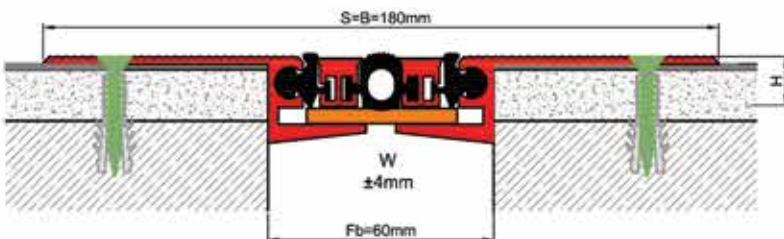
H (mm)	yaklaşık approx.	15
Boy (m)	Lenght (m)	3
Yükleme Kapasitesi	Load-Bearing Capacity	

**AS U235-050 H=17mm**



H (mm)	yaklaşık approx.	17/18
Boy (m)	Lenght (m)	3
Yükleme Kapasitesi	Load-Bearing Capacity	25 kN  120 kN 

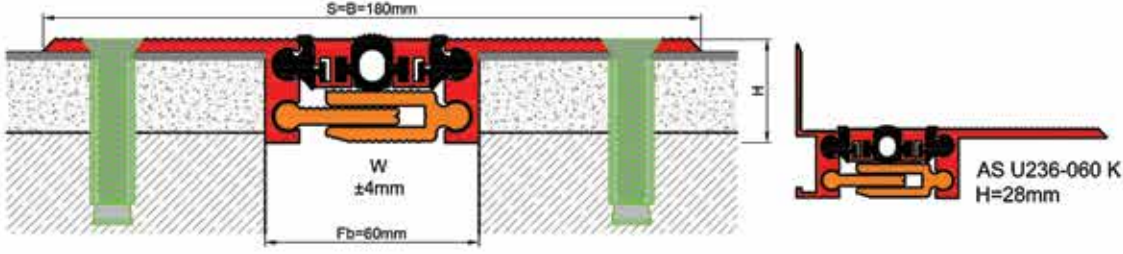
**AS U236-060 H=23mm**



H (mm)	yaklaşık approx.	23
Boy (m)	Lenght (m)	3
Yükleme Kapasitesi	Load-Bearing Capacity	

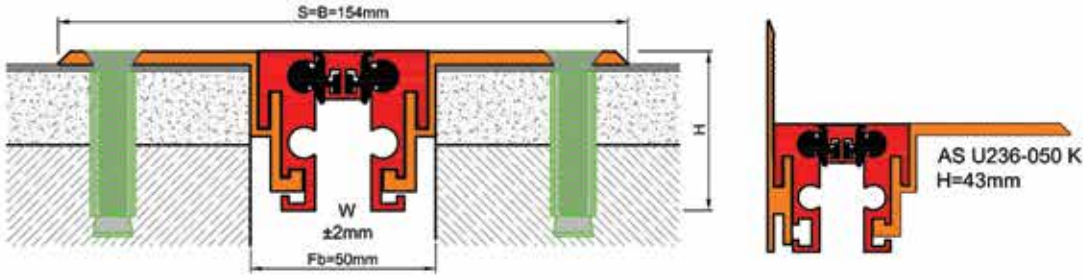


### AS U236-060 H=28mm



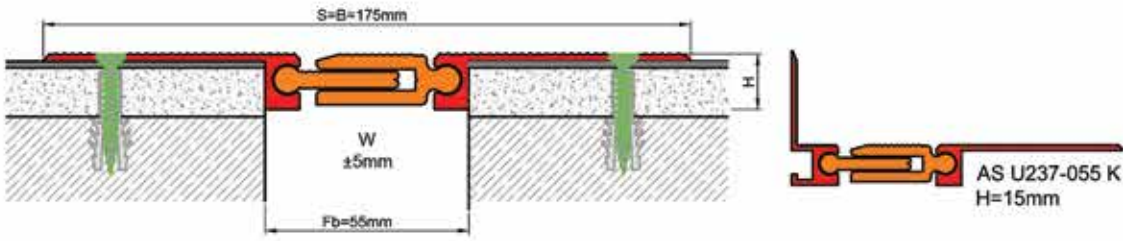
H (mm)	yaklaşık approx.	28
Boy (m) Lenght (m)		3
Yükleme Kapasitesi Load-Bearing Capacity		35 kN 90 kN

### AS U236-050 H=43mm



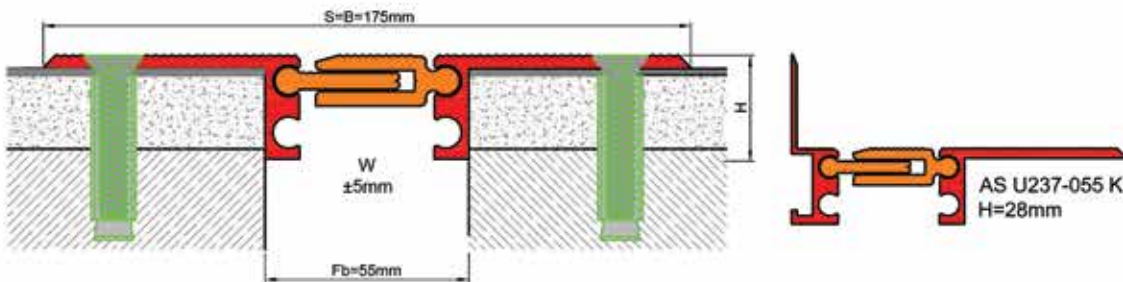
H (mm)	yaklaşık approx.	43
Boy (m) Lenght (m)		3
Yükleme Kapasitesi Load-Bearing Capacity		35 kN 120 kN

### AS U237-055 H=15mm



H (mm)	yaklaşık approx.	15
Boy (m) Lenght (m)		3
Yükleme Kapasitesi Load-Bearing Capacity		İki kişi

### AS U237-055 H=28mm

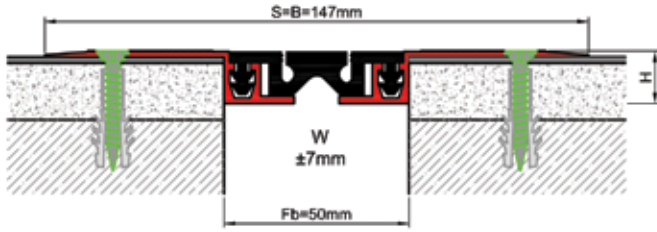


H (mm)	yaklaşık approx.	28
Boy (m) Lenght (m)		3
Yükleme Kapasitesi Load-Bearing Capacity		35 kN 90 kN

**AS U245-050**  
**H=15mm**



**AS U245-050 H=15mm**

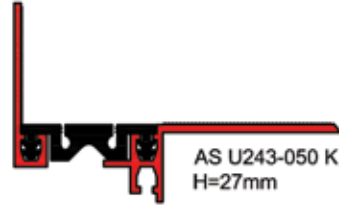
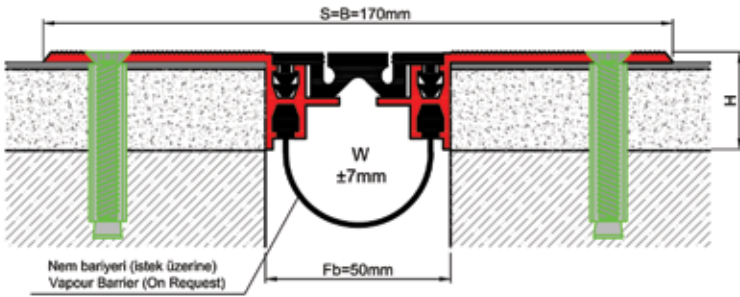



H (mm)	yaklaşık approx.	15
Boy (m)	Lenght (m)	3
Yükleme Kapasitesi	Load-Bearing Capacity	

2.Seçenek: düz fitilli  
Option 2: with flat insert

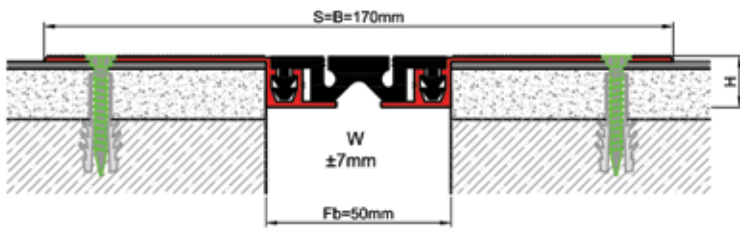


**AS U243-050 H=27mm**



H (mm)	yaklaşık approx.	27
Boy (m)	Lenght (m)	3
Yükleme Kapasitesi	Load-Bearing Capacity	

**AS U243-050 H=15mm**



H (mm)	yaklaşık approx.	15
Boy (m)	Lenght (m)	3
Yükleme Kapasitesi	Load-Bearing Capacity	

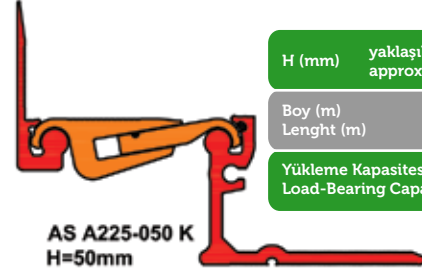
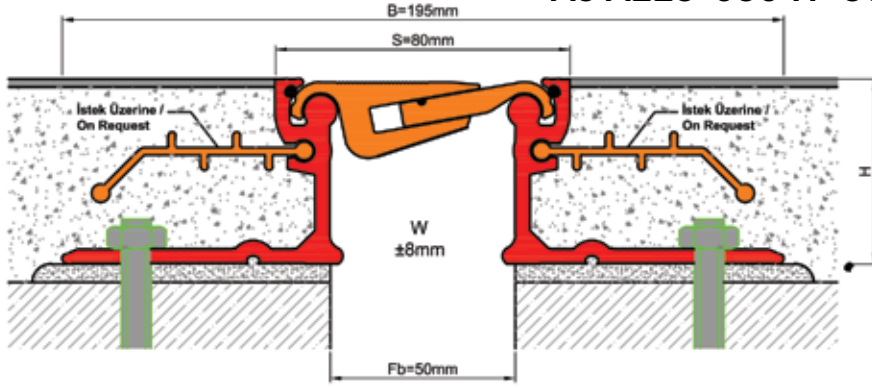
2.Seçenek: düz fitilli  
Option 2: with flat insert



**AS A225-050**  
**H=50mm**



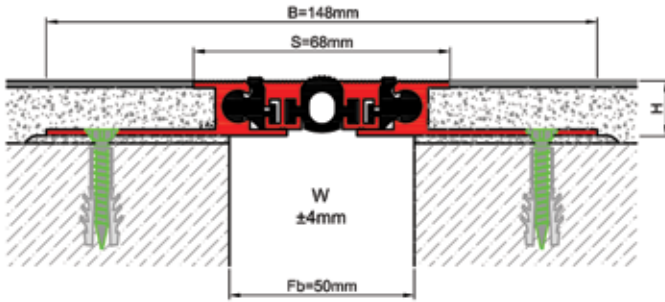
**AS A225-050 H=50mm**



H (mm)	yaklaşık approx.	30/38/50/70
Boy (m) Lenght (m)		3
Yükleme Kapasitesi Load-Bearing Capacity	70 kN 300 kN	

**AS A225-050 K**  
**H=50mm**

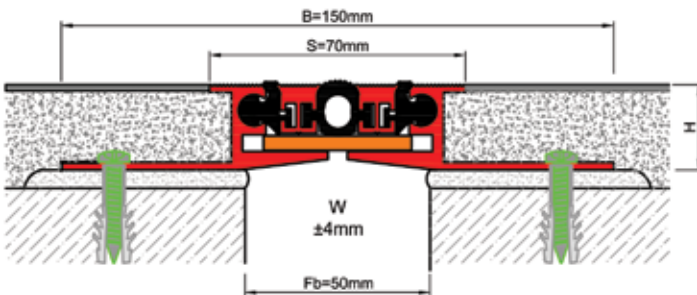
**AS A226-055 H=15mm**



H (mm)	yaklaşık approx.	15
Boy (m) Lenght (m)		3
Yükleme Kapasitesi Load-Bearing Capacity		

**AS A226-050 K**  
**H=15mm**

**AS A226-050 H=23mm**



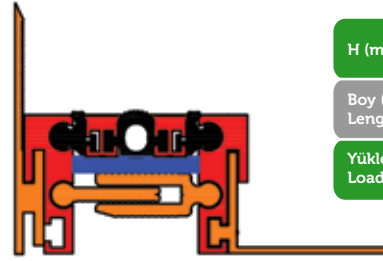
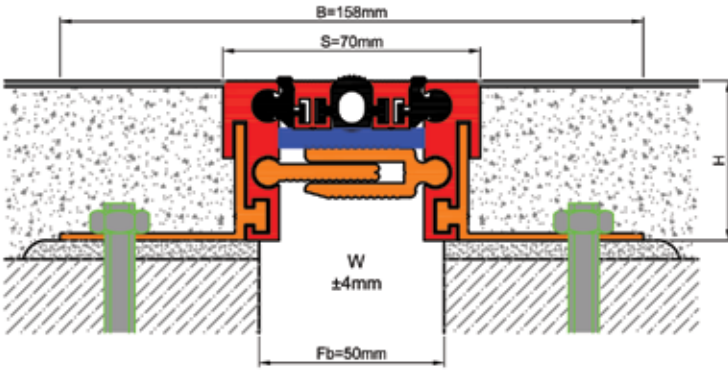
H (mm)	yaklaşık approx.	23
Boy (m) Lenght (m)		3
Yükleme Kapasitesi Load-Bearing Capacity		

**AS A226-050 K**  
**H=23mm**

**AS A226-050**  
**H=43mm**



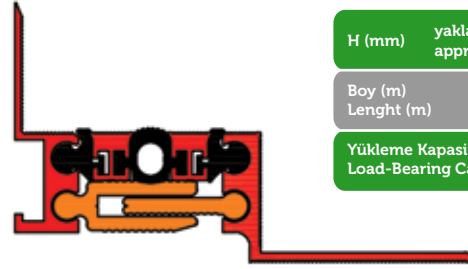
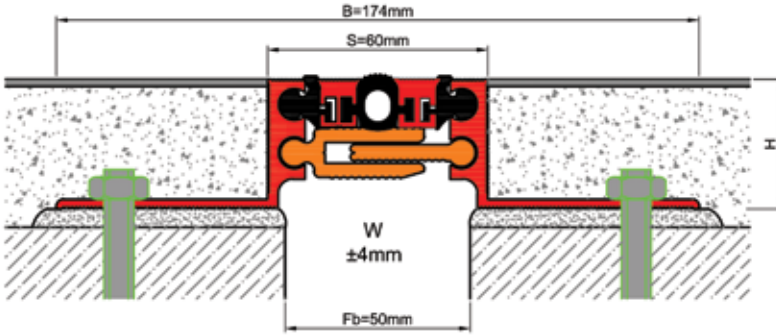
**AS A226-050 H=43mm**



H (mm)	yaklaşık approx.	43/58/68/88
Boy (m) Lenght (m)		3
Yükleme Kapasitesi Load-Bearing Capacity		35 kN  120 kN 

**AS A226-050 K**  
**H=43mm**

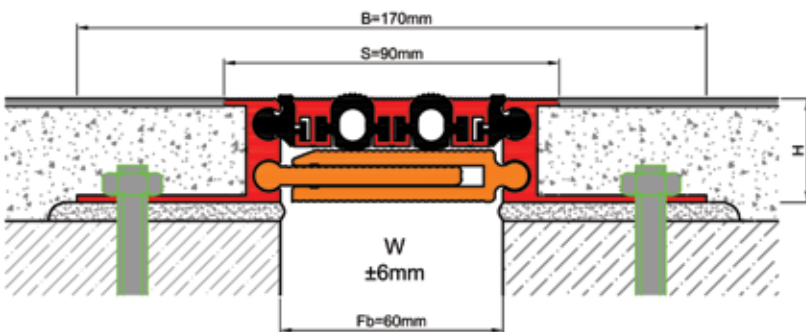
**AS A226T-050 H=35mm**




H (mm)	yaklaşık approx.	35/43/60
Boy (m) Lenght (m)		3
Yükleme Kapasitesi Load-Bearing Capacity		35 kN  120 kN 

**AS A226T-050 K**  
**H=35mm**

**AS A226-060 H=28mm**



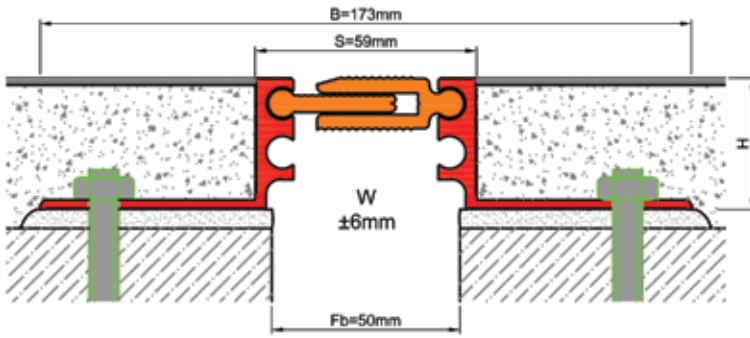
H (mm)	yaklaşık approx.	28
Boy (m) Lenght (m)		3
Yükleme Kapasitesi Load-Bearing Capacity		

**AS A226-060 K**  
**H=28mm**

**AS A227T-050**  
**H=35mm**



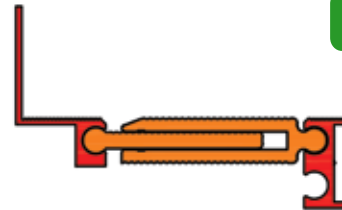
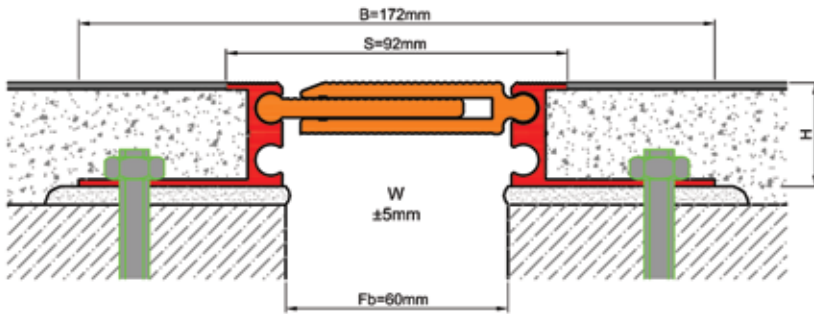
**AS A227T-050 H=35mm**




**AS A227T-050 K**  
**H=35mm**

H (mm)	yaklaşık approx.	35/43/60
Boy (m) Lenght (m)		3
Yükleme Kapasitesi Load-Bearing Capacity		35 kN  120 kN 

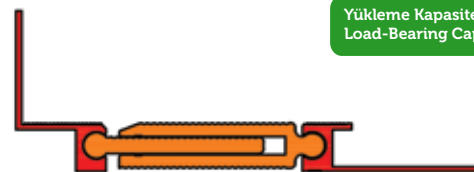
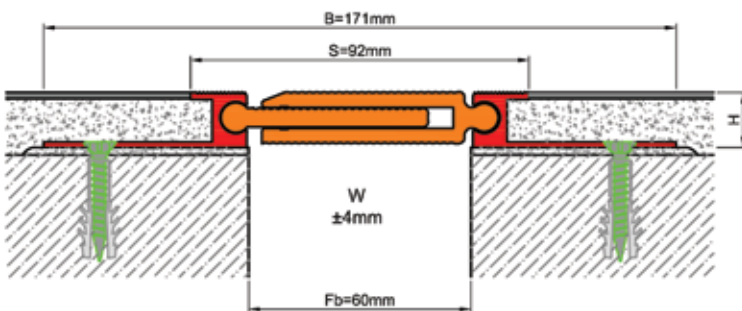
**AS A227-060 H=28mm**




**AS A227-060 K**  
**H=28mm**

H (mm)	yaklaşık approx.	28
Boy (m) Lenght (m)		3
Yükleme Kapasitesi Load-Bearing Capacity		

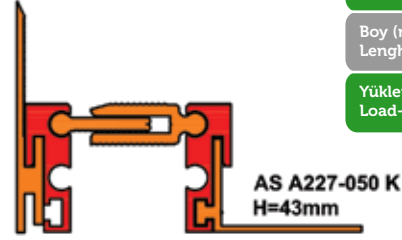
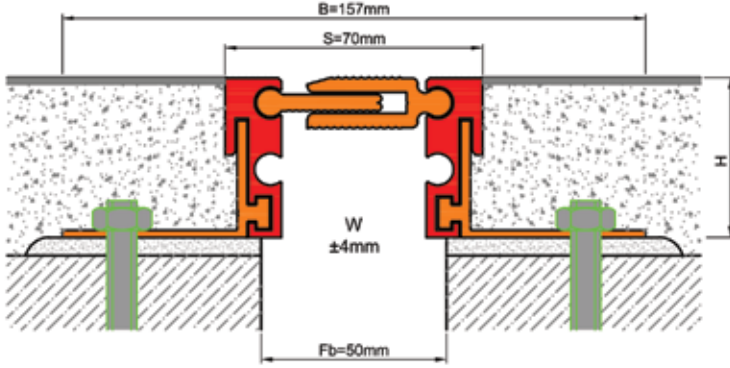
**AS A227-060 H=15mm**



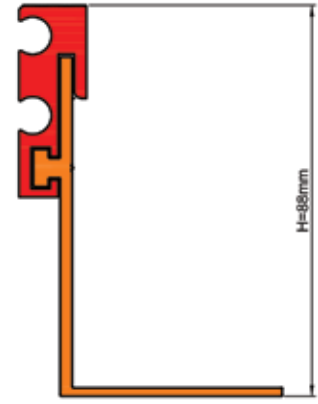
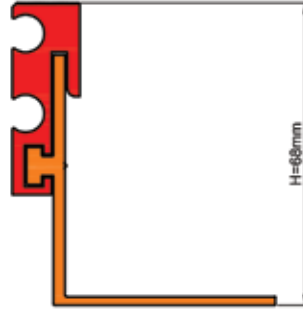
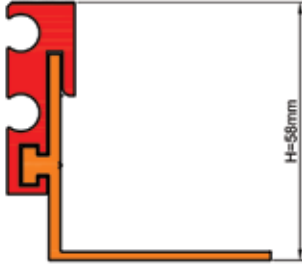
**AS A227-060 K**  
**H=15mm**

H (mm)	yaklaşık approx.	15
Boy (m) Lenght (m)		3
Yükleme Kapasitesi Load-Bearing Capacity		

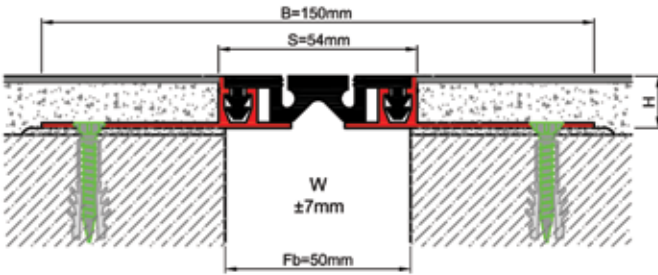
**AS A227-050 H=43mm**



H (mm)	yaklaşık approx.	43/58/68/88
Boy (m)	Lenght (m)	3
Yükleme Kapasitesi	Load-Bearing Capacity	35 kN 120 kN 

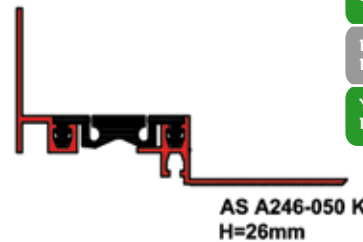
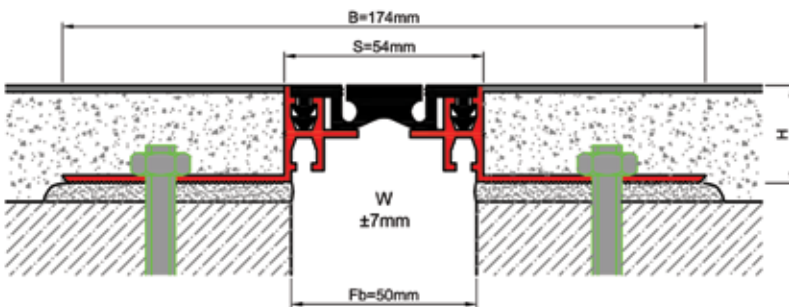



**AS A246-050 H=15mm**



H (mm)	yaklaşık approx.	15
Boy (m)	Lenght (m)	3
Yükleme Kapasitesi	Load-Bearing Capacity	

**AS A246-050 H=26mm**

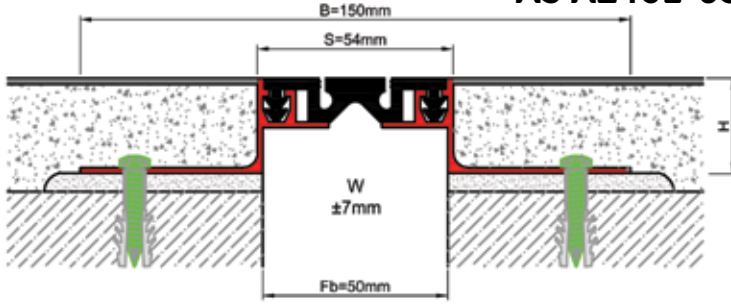


H (mm)	yaklaşık approx.	26
Boy (m)	Lenght (m)	3
Yükleme Kapasitesi	Load-Bearing Capacity	

**AS A246L-050**  
**H=26mm**



**AS A246L-050 H=26mm**



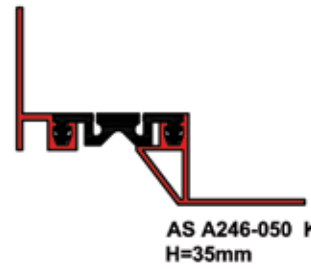
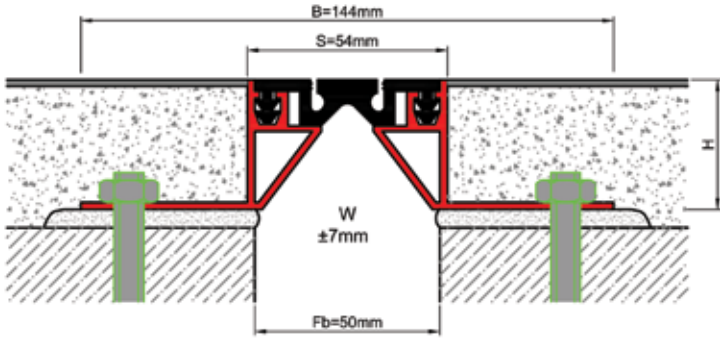
H (mm)	yaklaşık approx.	26
Boy (m)	Lenght (m)	3
Yükleme Kapasitesi	Load-Bearing Capacity	

2.Seçenek: düz fitilli

Option 2: with flat insert

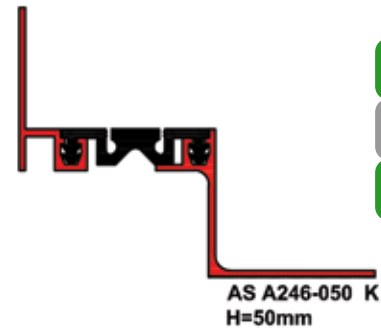
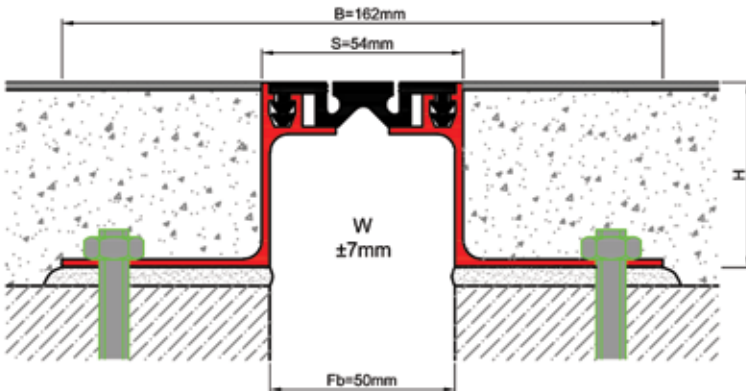


**AS A246-050 H=35mm**



H (mm)	yaklaşık approx.	35
Boy (m)	Lenght (m)	3
Yükleme Kapasitesi	Load-Bearing Capacity	

**AS A246-050 H=50mm**

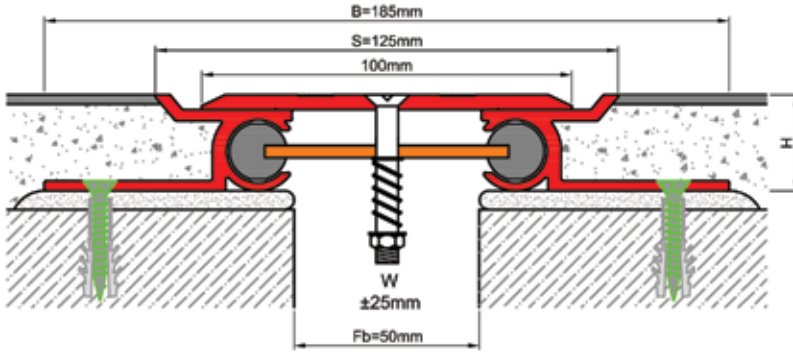


H (mm)	yaklaşık approx.	50/80
Boy (m)	Lenght (m)	3
Yükleme Kapasitesi	Load-Bearing Capacity	

**AS A257-050**  
**H=26mm**



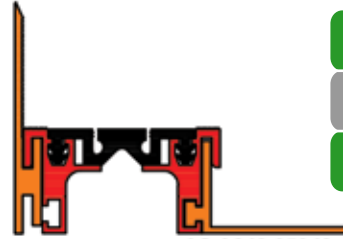
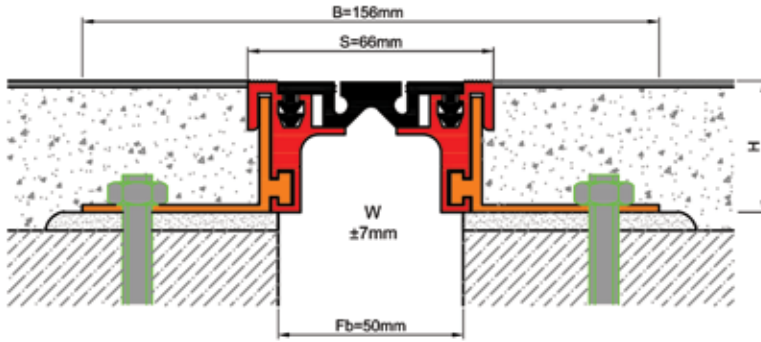
**AS A257-050 H=26mm**



**AS A257-050 K**  
**H=26mm**

H (mm)	yaklaşık approx.	26
Boy (m) Lenght (m)		3
Yükleme Kapasitesi Load-Bearing Capacity		

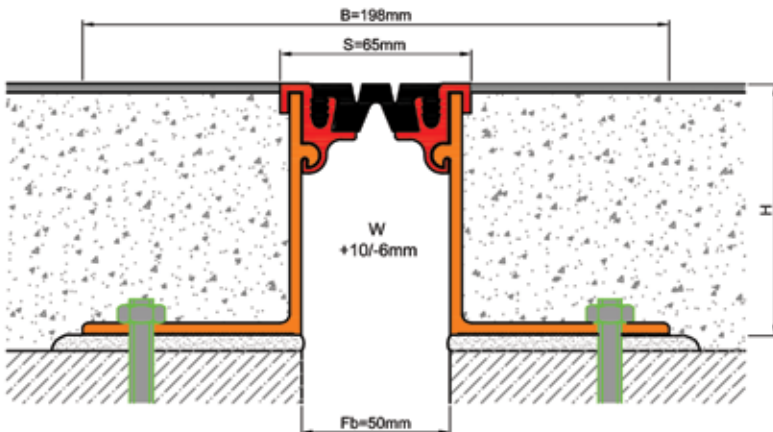
**AS A248-050 H=35mm**





**AS A248-050 K**  
**H=35mm**

H (mm)	yaklaşık approx.	35/50/60/80
Boy (m) Lenght (m)		3
Yükleme Kapasitesi Load-Bearing Capacity		25 kN  50 kN 


**AS A286-050 H=85mm**



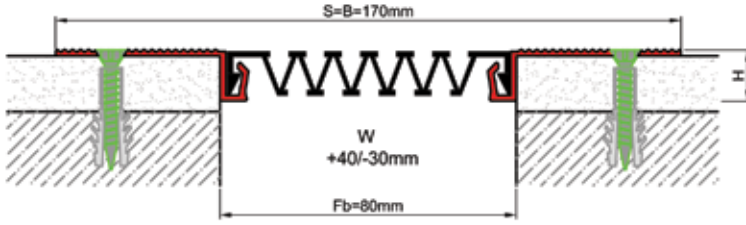
H (mm)	yaklaşık approx.	85/100
Boy (m) Lenght (m)		3
Yükleme Kapasitesi Load-Bearing Capacity		35 kN  300 kN 



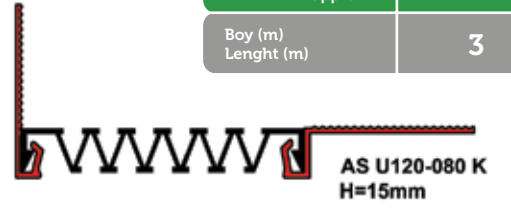
**AS U120-080**  
**H=15mm**



**AS U120-080 H=15mm**



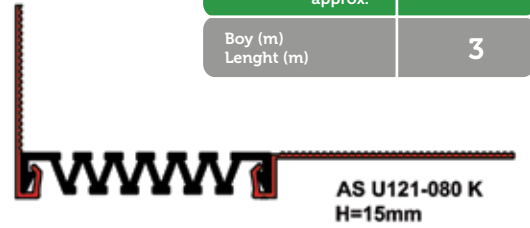
H (mm)	yaklaşık approx.	15
Boy (m)	Lenght (m)	3



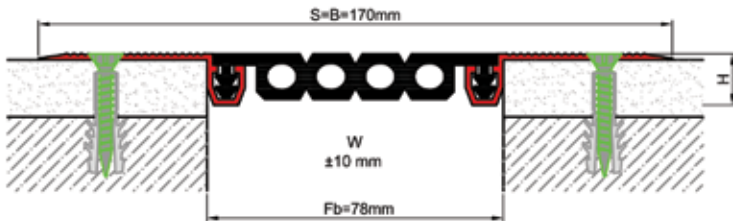
**AS U121-080 H=15mm**



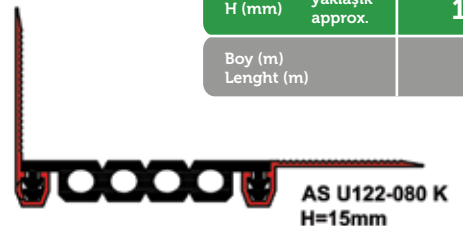
H (mm)	yaklaşık approx.	15
Boy (m)	Lenght (m)	3



**AS U122-080 H=15mm**



H (mm)	yaklaşık approx.	15
Boy (m)	Lenght (m)	3



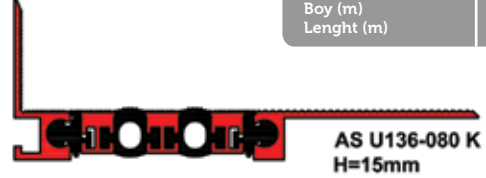
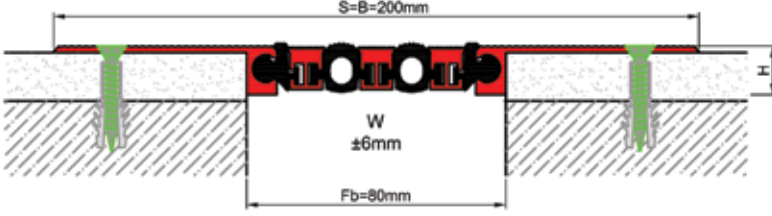
2.Seçenek: ince fitilli  
Option 2: with thin insert



AS U122L-080  
H=15mm

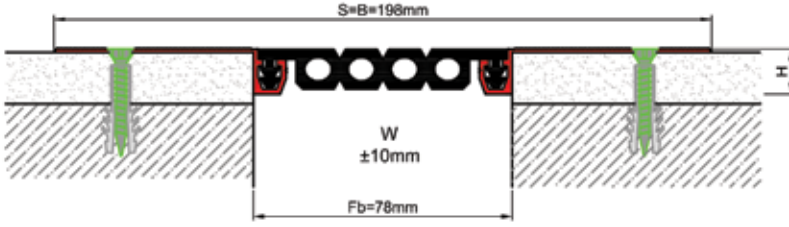
AS U122-080 K  
H=15mm

### AS U136-080 H=15mm



H (mm)	yaklaşık approx.	15
Boy (m) Lenght (m)		3

### AS U143-080 H=15mm



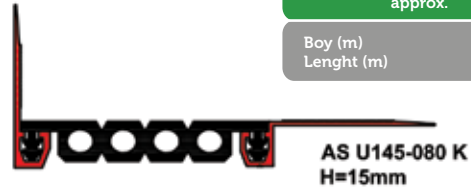
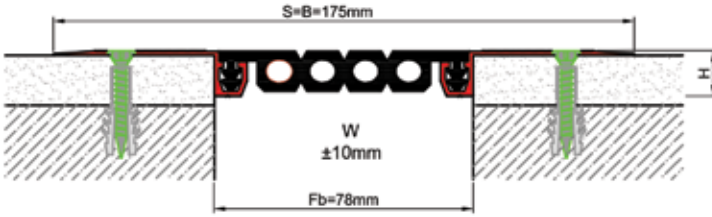
H (mm)	yaklaşık approx.	15
Boy (m) Lenght (m)		3

2.Seçenek: ince fitilli  
Option 2: with thin insert



AS U143L-080  
H=15mm

### AS U145-080 H=15mm



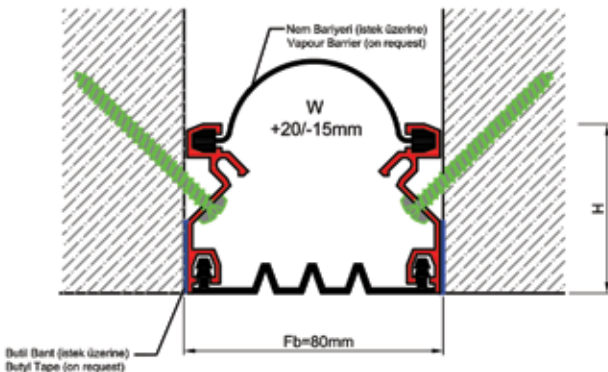
H (mm)	yaklaşık approx.	15
Boy (m) Lenght (m)		3

2.Seçenek: ince fitilli  
Option 2: with thin insert



AS U145L-080  
H=15mm

### AS U147-080 H=52mm

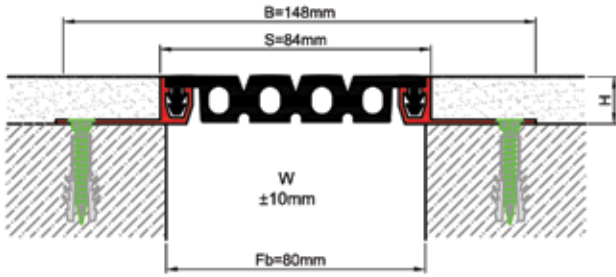


H (mm)	yaklaşık approx.	52
Boy (m) Lenght (m)		3

**AS A146-080**  
**H=15mm**



**AS A146-080 H=15mm**



2.Seçenek: ince fitilli  
Option 2: with thin insert



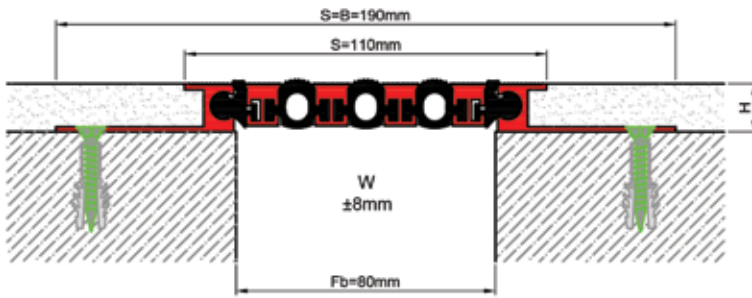
**AS A146L-080**  
**H=15mm**



H (mm)	yaklaşık approx.	15
Boy (m) Lenght (m)		3

**AS A146-080 K**  
**H=15mm**

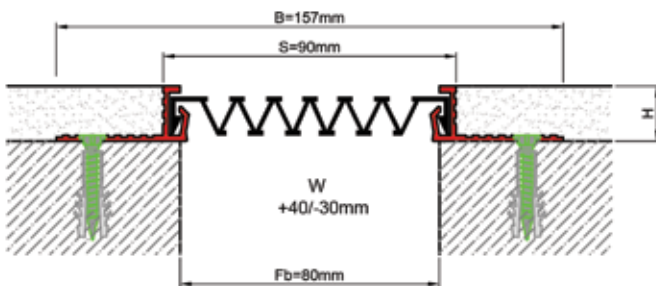
**AS A126-080 H=15mm**



H (mm)	yaklaşık approx.	15
Boy (m) Lenght (m)		3

**AS A126-080 K**  
**H=15mm**

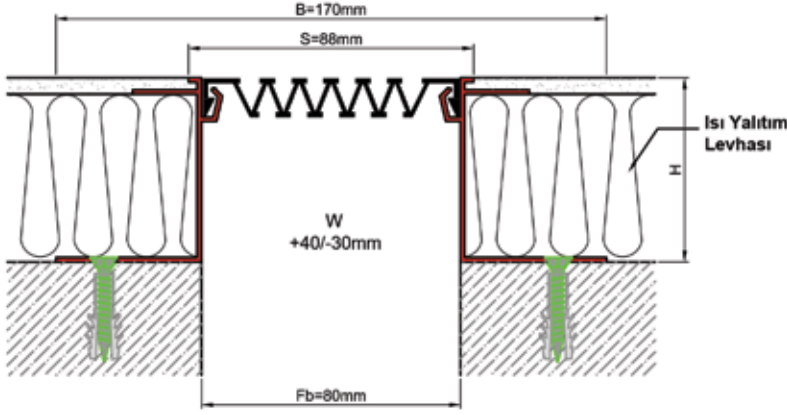
**AS A116-080 H=17mm**



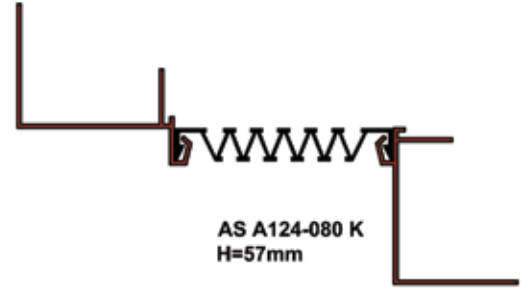
H (mm)	yaklaşık approx.	17
Boy (m) Lenght (m)		3

**AS A116-080 K**  
**H=17mm**

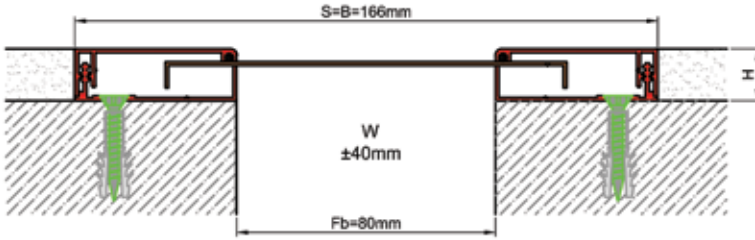
**AS A124-080 H=57mm**



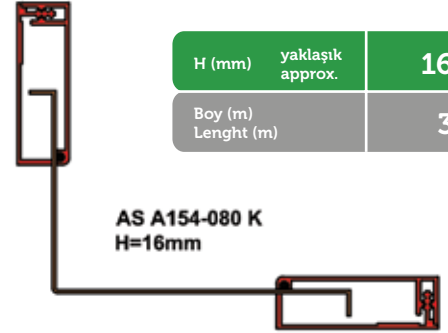
H (mm)	yaklaşık approx.	47/57
Boy (m) Lenght (m)		3



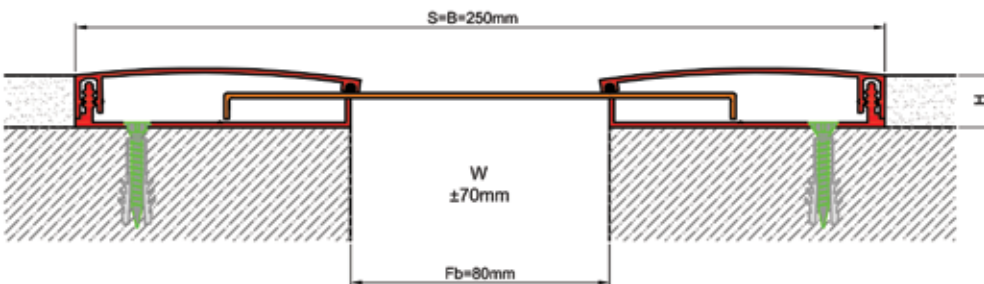
**AS A154-080 H=16mm**



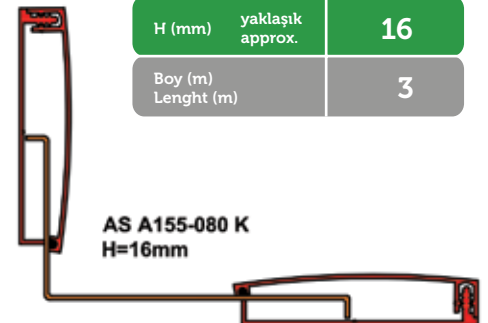
H (mm)	yaklaşık approx.	16
Boy (m) Lenght (m)		3



**AS A155-080 H=16mm**



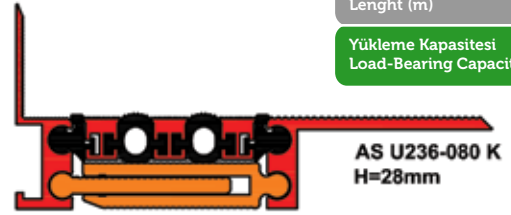
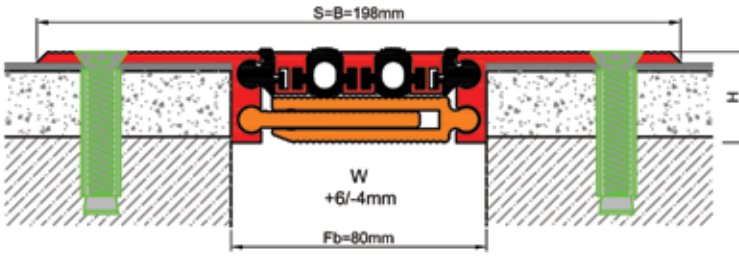
H (mm)	yaklaşık approx.	16
Boy (m) Lenght (m)		3



**AS U236-080**  
**H=28mm**

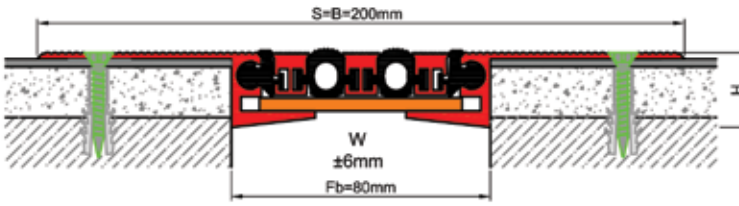



**AS U236-080 H=28mm**



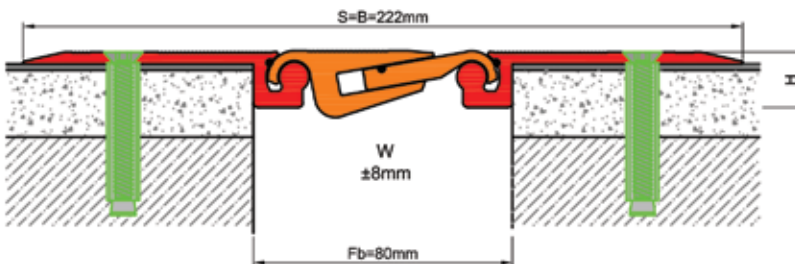
H (mm)	yaklaşık approx.	<b>28</b>
Boy (m)	Lenght (m)	<b>3</b>
Yükleme Kapasitesi	Load-Bearing Capacity	25 kN  50 kN 

**AS U236-080 H=23mm**



H (mm)	yaklaşık approx.	<b>23</b>
Boy (m)	Lenght (m)	<b>3</b>
Yükleme Kapasitesi	Load-Bearing Capacity	

**AS U235-080 H=17mm**



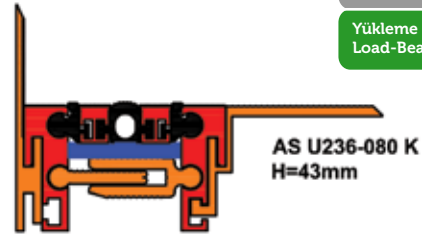
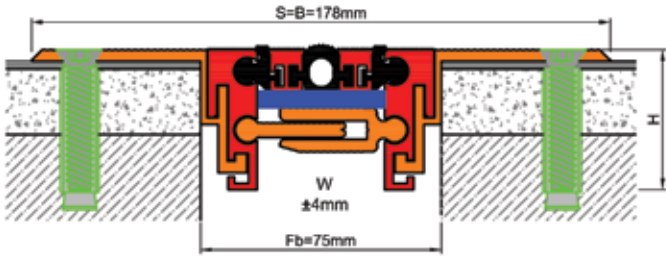
H (mm)	yaklaşık approx.	<b>17/18</b>
Boy (m)	Lenght (m)	<b>3</b>
Yükleme Kapasitesi	Load-Bearing Capacity	35 kN  90 kN 

**AS U235-080 K**  
**H=17mm**

**AS U236-080**  
**H=43mm**

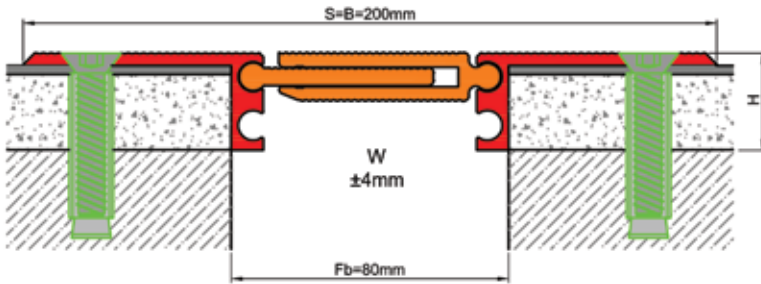


**AS U236-080 H=43mm**



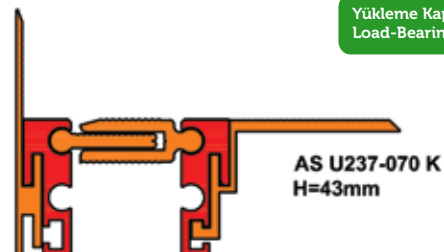
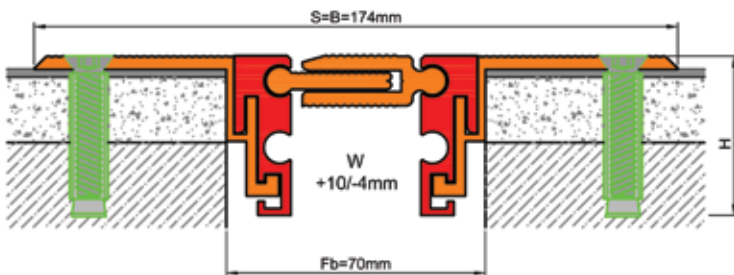
H (mm)	yaklaşık approx.	<b>43</b>
Boy (m)	Lenght (m)	<b>3</b>
Yükleme Kapasitesi	Load-Bearing Capacity	25 kN  50 kN 

**AS U237-080 H=28mm**




H (mm)	yaklaşık approx.	<b>28</b>
Boy (m)	Lenght (m)	<b>3</b>
Yükleme Kapasitesi	Load-Bearing Capacity	25 kN  50 kN 

**AS U237-070 H=43mm**

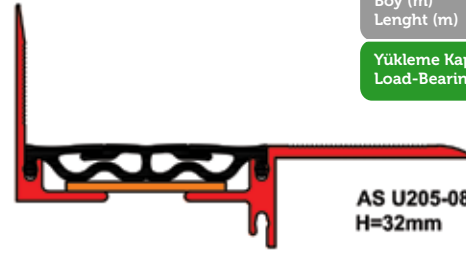
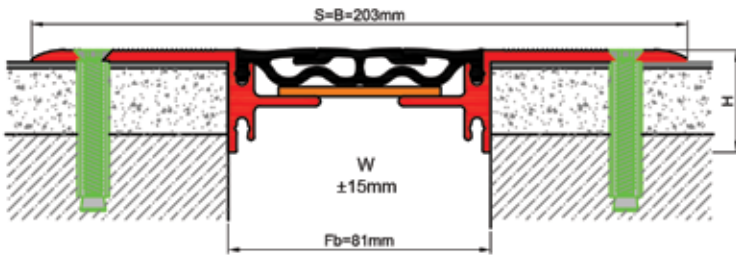



H (mm)	yaklaşık approx.	<b>43</b>
Boy (m)	Lenght (m)	<b>3</b>
Yükleme Kapasitesi	Load-Bearing Capacity	25 kN  50 kN 

**AS U205-080**  
**H=32mm**



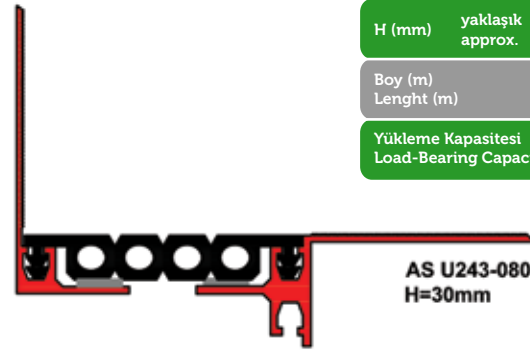
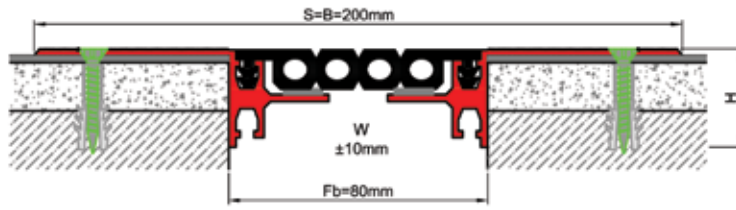
**AS U205-080 H=32mm**




H (mm)	yaklaşık approx.	<b>32</b>
Boy (m)	Lenght (m)	<b>3</b>
Yükleme Kapasitesi	Load-Bearing Capacity	

**AS U205-080 K**  
**H=32mm**

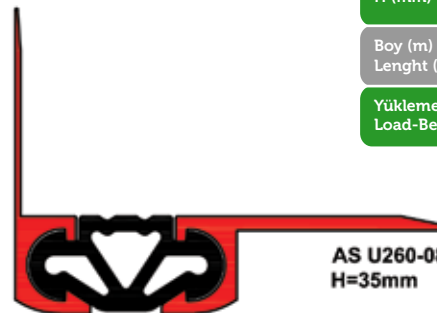
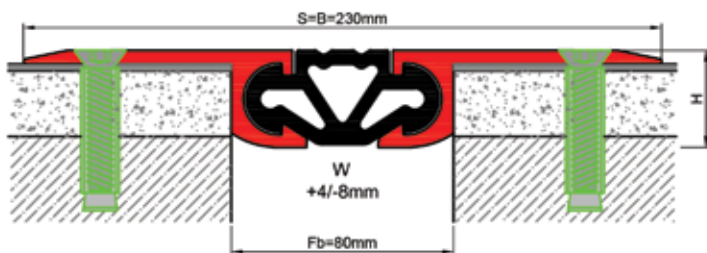
**AS U243-080 H=30mm**



H (mm)	yaklaşık approx.	<b>30</b>
Boy (m)	Lenght (m)	<b>3</b>
Yükleme Kapasitesi	Load-Bearing Capacity	

**AS U243-080 K**  
**H=30mm**

**AS U260-080 H=35mm**



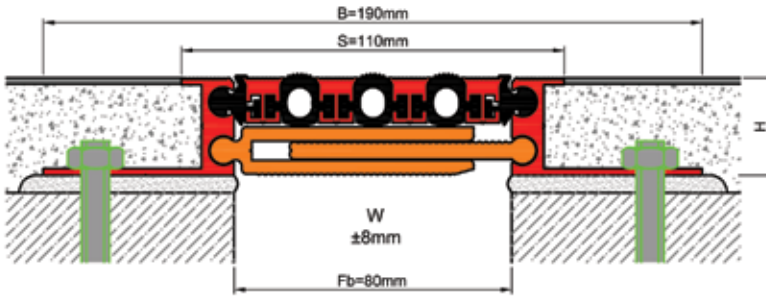
H (mm)	yaklaşık approx.	<b>35</b>
Boy (m)	Lenght (m)	<b>3</b>
Yükleme Kapasitesi	Load-Bearing Capacity	35 kN 300 kN 

**AS U260-080 K**  
**H=35mm**


**AS A226-080**  
**H=28mm**



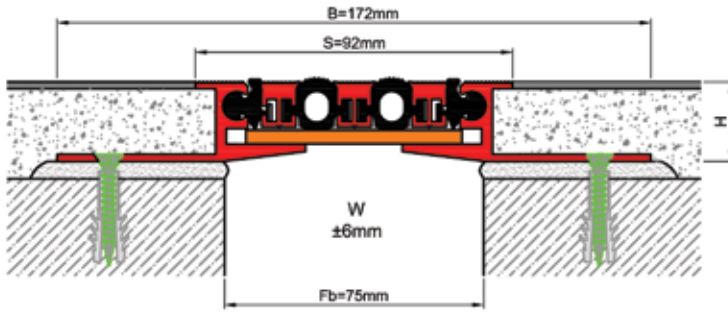
**AS A226-080 H=28mm**



H (mm)	yaklaşık approx.	28
Boy (m) Length (m)		3
Yükleme Kapasitesi Load-Bearing Capacity		



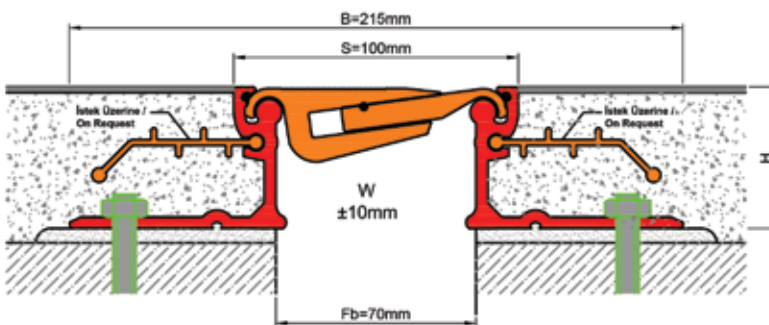
**AS A226-075 H=23mm**



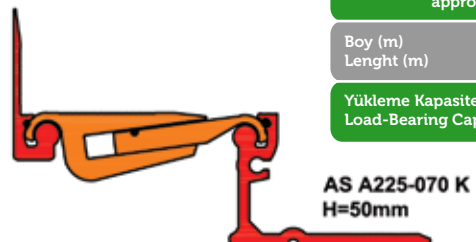
H (mm)	yaklaşık approx.	23
Boy (m) Length (m)		3
Yükleme Kapasitesi Load-Bearing Capacity		



**AS A225-070 H=50mm**

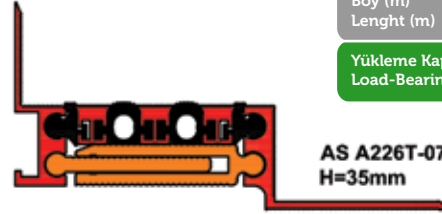
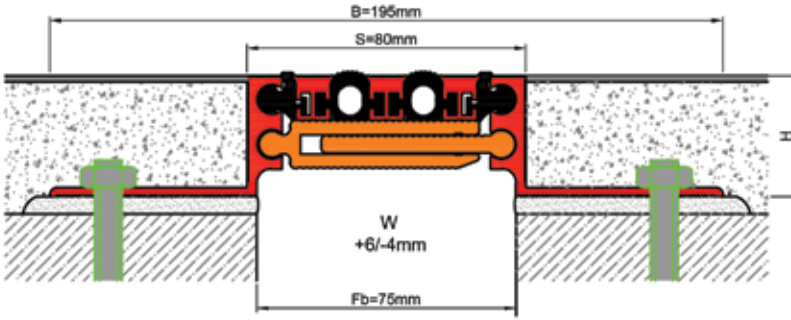


H (mm)	yaklaşık approx.	30/38/50/70
Boy (m) Length (m)		3
Yükleme Kapasitesi Load-Bearing Capacity		70 kN  300 kN 





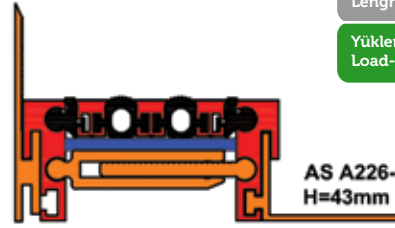
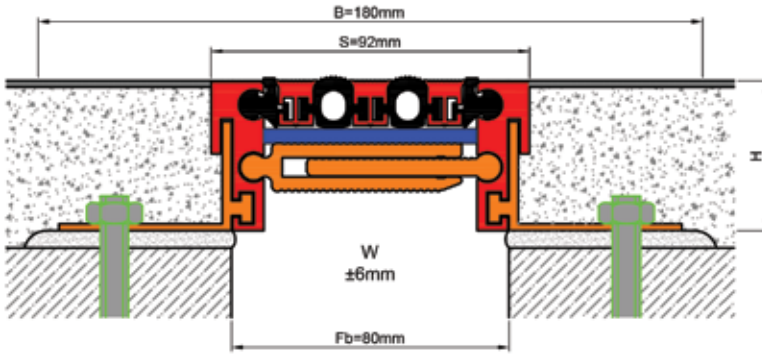
**AS A226T-075 H=35mm**



H (mm)	yaklaşık approx.	35/43/60
Boy (m) Lenght (m)		3
Yükleme Kapasitesi Load-Bearing Capacity	25 kN 60 kN	

**AS A226T-075 K  
H=35mm**

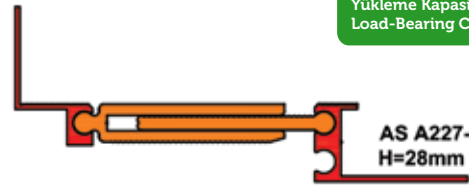
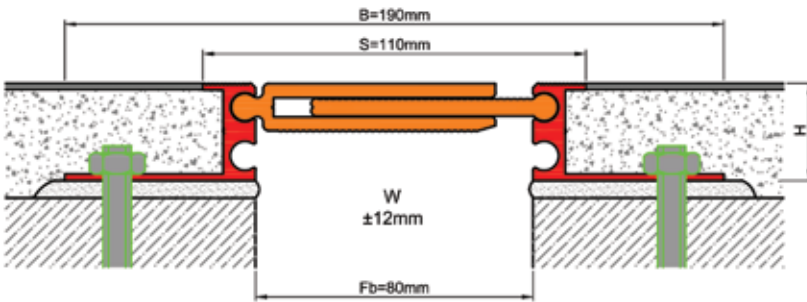
**AS A226-080 H=43mm**




H (mm)	yaklaşık approx.	43/58/68/88
Boy (m) Lenght (m)		3
Yükleme Kapasitesi Load-Bearing Capacity	25 kN 60 kN	

**AS A226-080 K  
H=43mm**

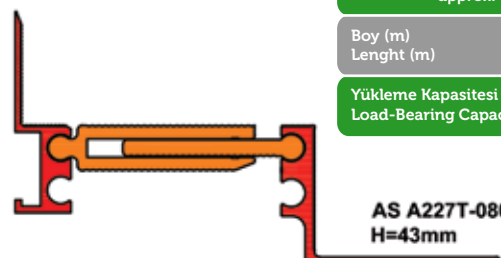
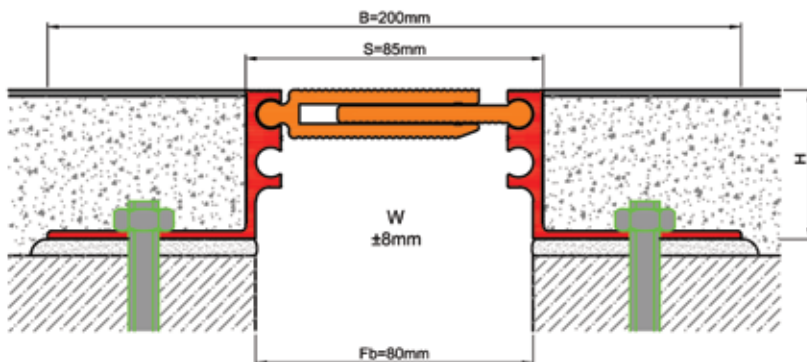
**AS A227-080 H=28mm**



H (mm)	yaklaşık approx.	28
Boy (m) Lenght (m)		3
Yükleme Kapasitesi Load-Bearing Capacity		

**AS A227-080 K  
H=28mm**

**AS A227T-080 H=43mm**



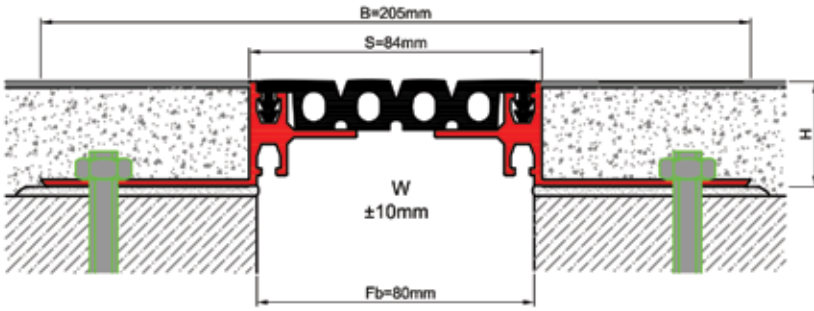
H (mm)	yaklaşık approx.	35/43/60
Boy (m) Lenght (m)		3
Yükleme Kapasitesi Load-Bearing Capacity	25 kN 60 kN	


**AS A227T-080 K  
H=43mm**

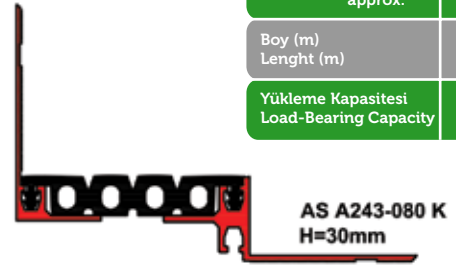
**AS A246-080**  
**H=30mm**



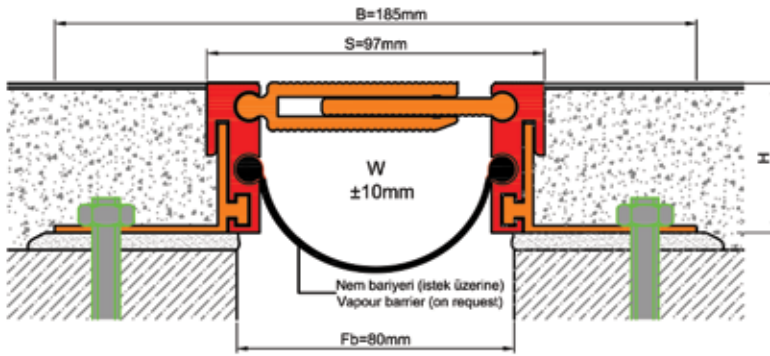
**AS A246-080 H=30mm**



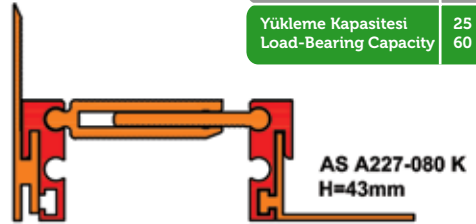
H (mm)	yaklaşık approx.	30/45/80
Boy (m) Lenght (m)		3
Yükleme Kapasitesi Load-Bearing Capacity		



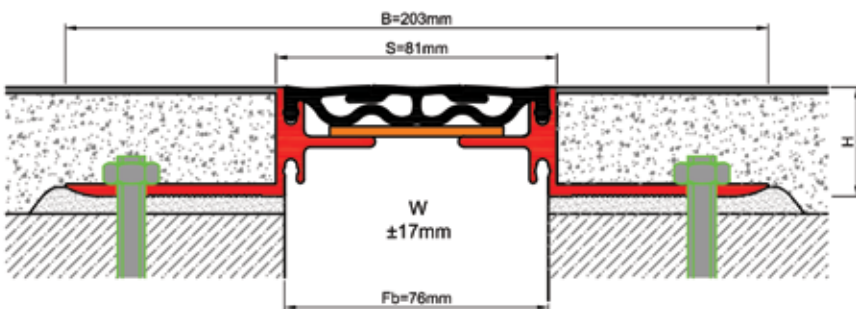
**AS A227-080 H=43mm**




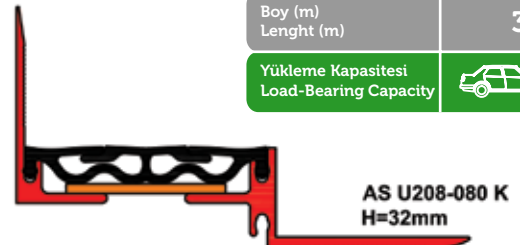
H (mm)	yaklaşık approx.	43/58/68/88
Boy (m) Lenght (m)		3
Yükleme Kapasitesi Load-Bearing Capacity		25 kN 60 kN 




**AS A208-080 H=32mm**



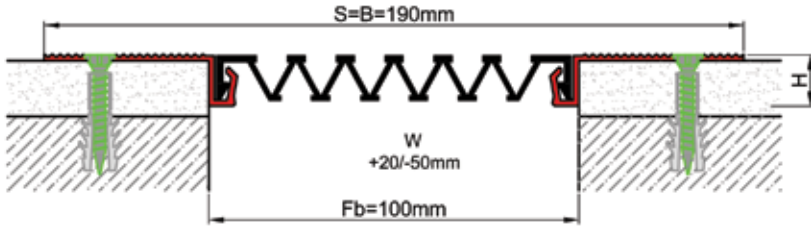
H (mm)	yaklaşık approx.	32
Boy (m) Lenght (m)		3
Yükleme Kapasitesi Load-Bearing Capacity		



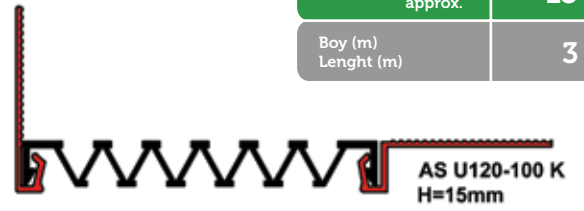
**AS U120-100**  
**H=15mm**



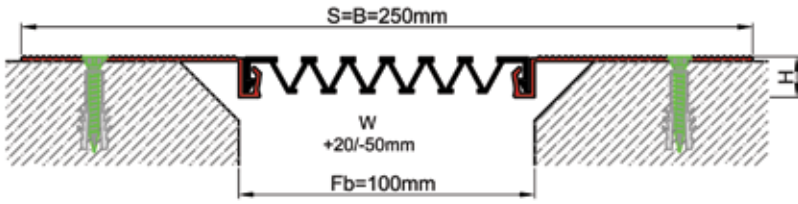
**AS U120-100 H=15mm**



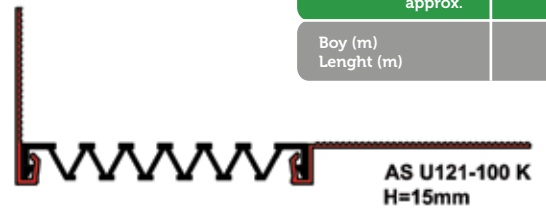
H (mm)	yaklaşık approx.	15
Boy (m)	Lenght (m)	3



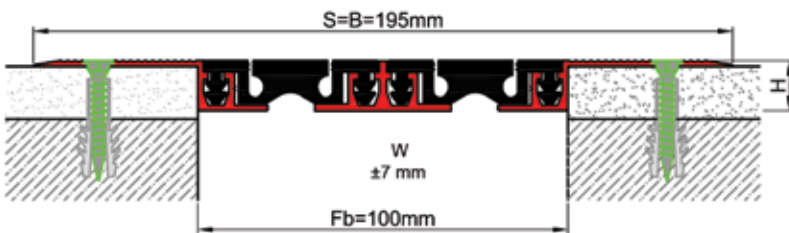
**AS U121-100 H=15mm**



H (mm)	yaklaşık approx.	15
Boy (m)	Lenght (m)	3



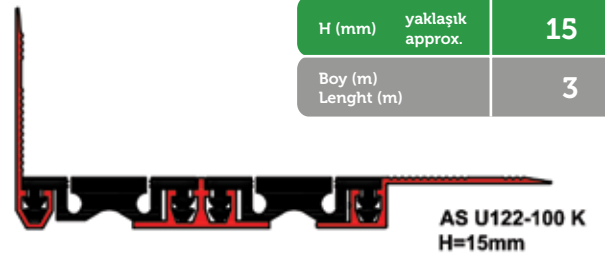
**AS U122-100 H=15mm**



H (mm)	yaklaşık approx.	15
Boy (m)	Lenght (m)	3

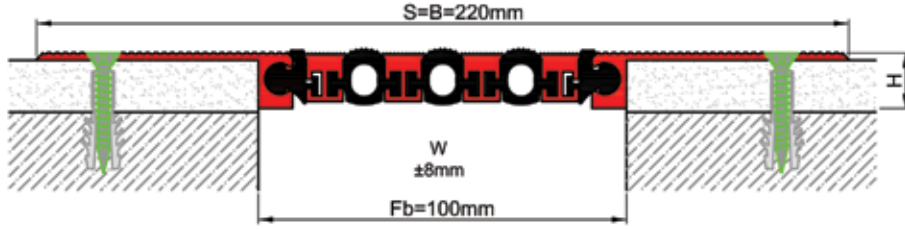
2.Seçenek: ince fitilli  
Option 2: with thin insert

AS U122L-100  
H=15mm

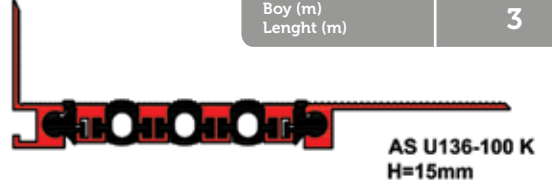


AS U122-100 K  
H=15mm

### AS U136-100 H=15mm

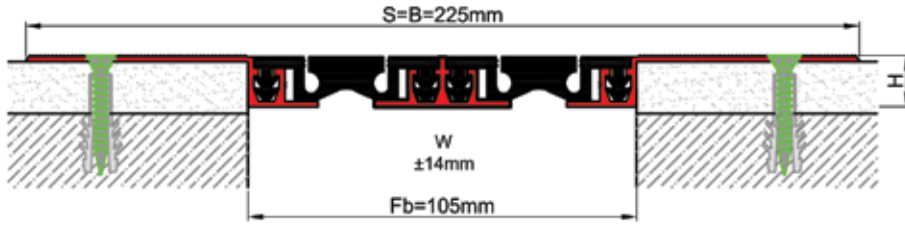


H (mm)	yaklaşık approx.	15
Boy (m) Lenght (m)		3

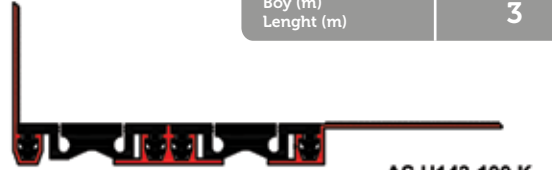


AS U136-100 K  
H=15mm

### AS U143-100 H=15mm



H (mm)	yaklaşık approx.	15
Boy (m) Lenght (m)		3

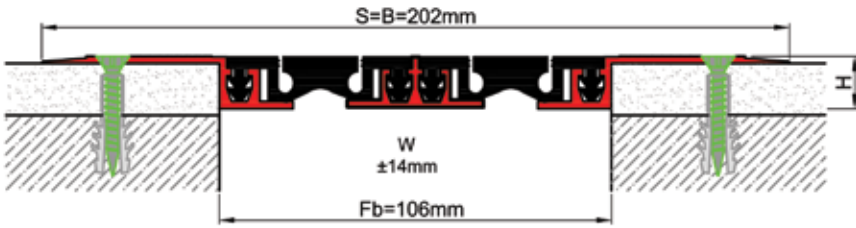


AS U143-100 K  
H=15mm

2.Seçenek: ince fitilli  
Option 2: with thin insert

AS U143L-100  
H=15mm

### AS U145-100 H=15mm



H (mm)	yaklaşık approx.	15
Boy (m) Lenght (m)		3

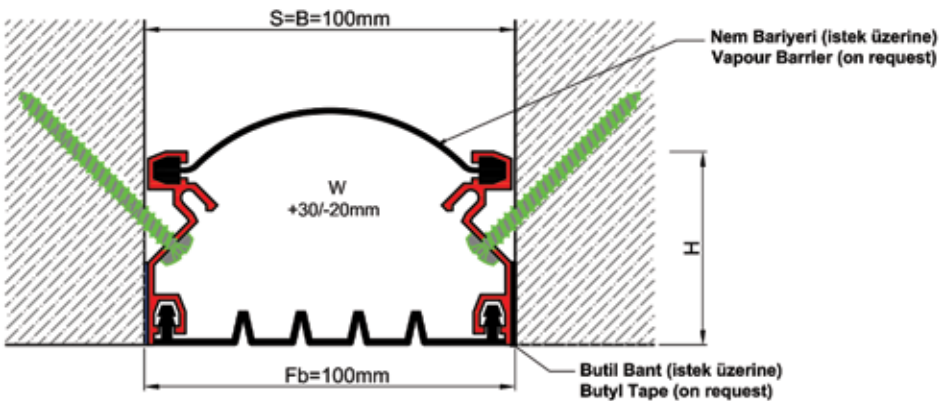


AS U145-100 K  
H=15mm

2.Seçenek: ince fitilli  
Option 2: with thin insert

AS U145L-100  
H=15mm

### AS U147-100 H=52mm

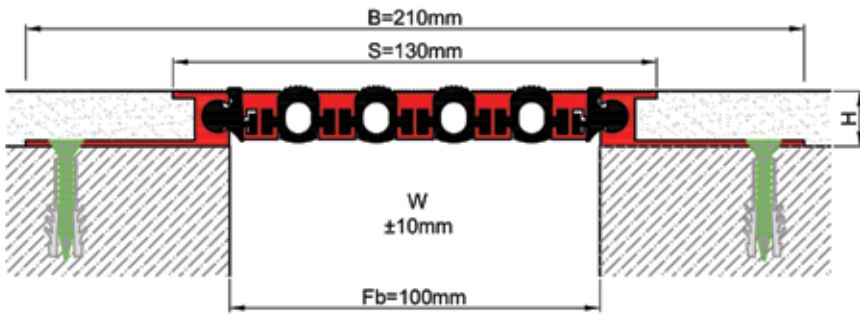


H (mm)	yaklaşık approx.	52
Boy (m) Lenght (m)		3

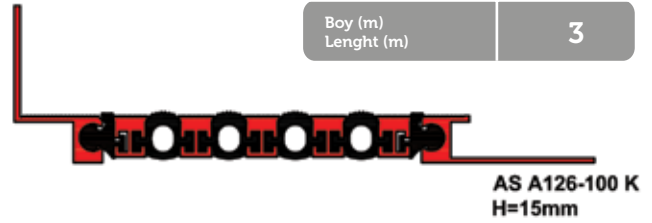
**AS A126-100**  
**H=15mm**



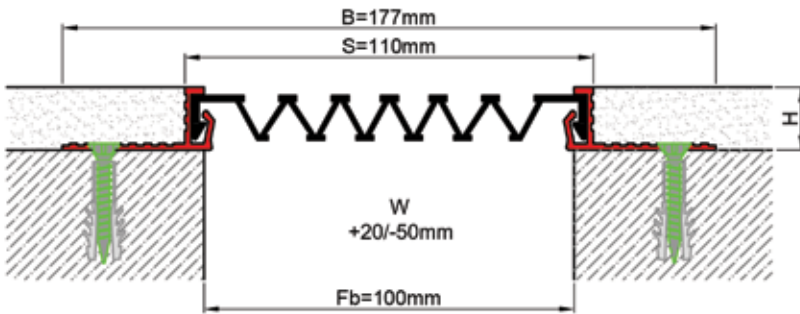
**AS A126-100 H=15mm**



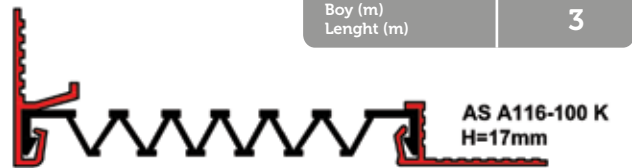
H (mm)	yaklaşık approx.	15
Boy (m)	Lenght (m)	3



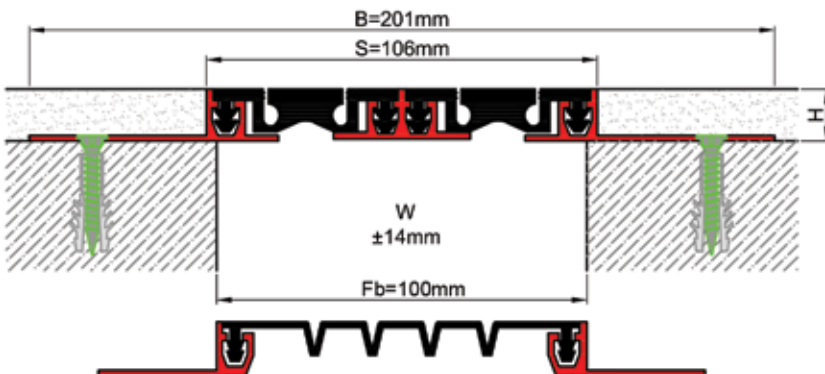
**AS A116-100 H=17mm**



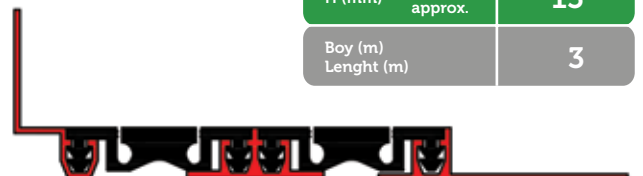
H (mm)	yaklaşık approx.	17
Boy (m)	Lenght (m)	3



**AS A146-100 H=15mm**



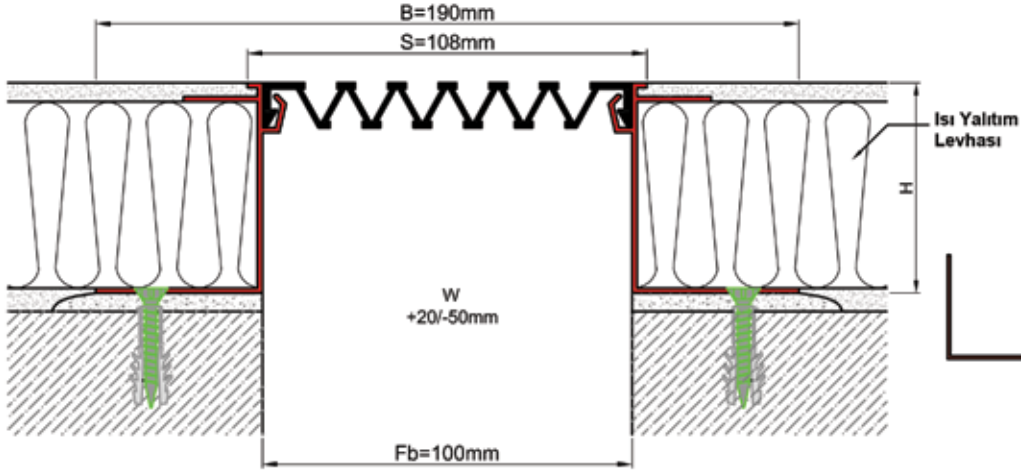
H (mm)	yaklaşık approx.	15
Boy (m)	Lenght (m)	3



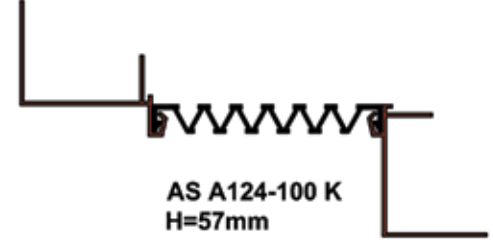
2.Seçenek: Ince fitilli  
Option 2: with thin insert

**AS A146L-100**  
**H=15mm**

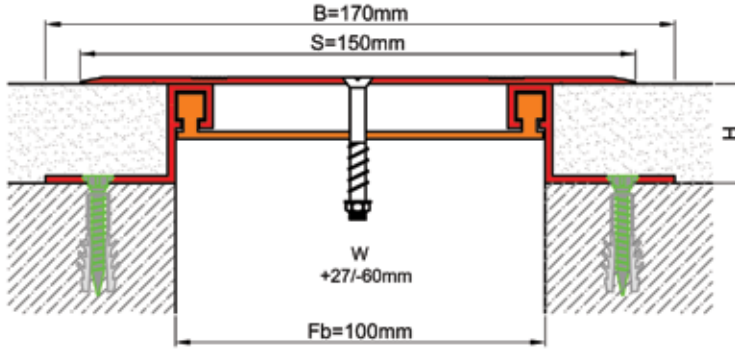
### AS A124-100 H=57mm



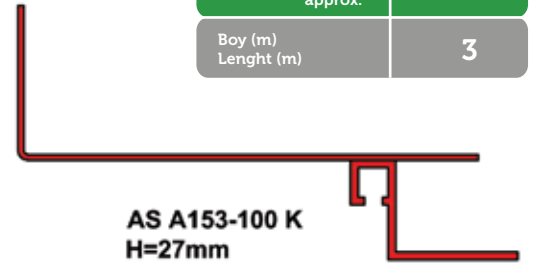
H (mm)	yaklaşık approx.	47/57
Boy (m) Lenght (m)		3



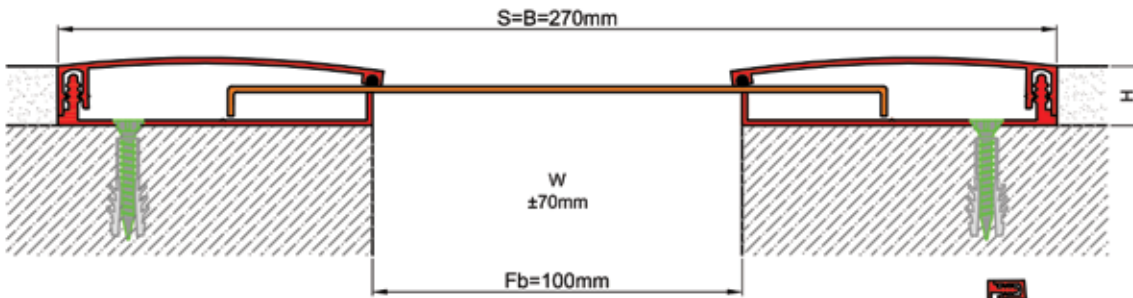
### AS A153-100 H=27mm



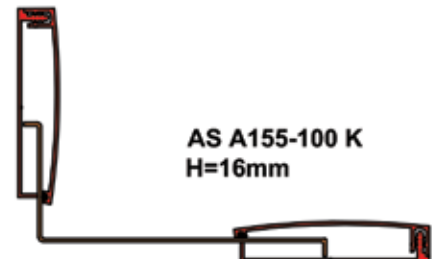
H (mm)	yaklaşık approx.	27
Boy (m) Lenght (m)		3



### AS A155-100 H=16mm



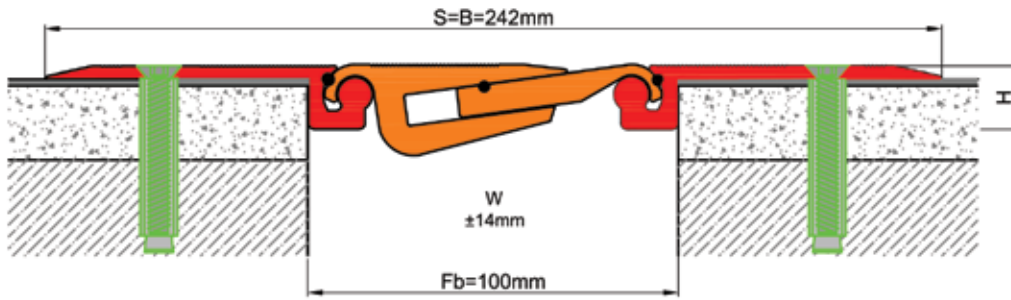
H (mm)	yaklaşık approx.	16
Boy (m) Lenght (m)		3



**AS U235-100**  
**H=18mm**



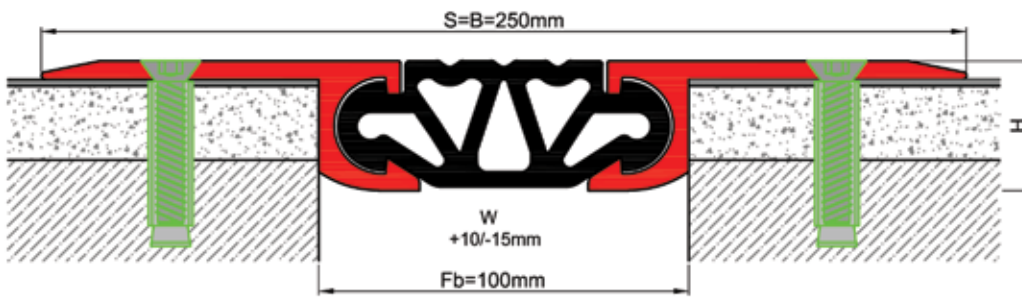
**AS U235-100 H=17mm**



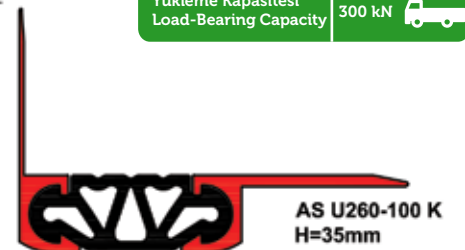
H (mm)	yaklaşık approx.	17/18
Boy (m) Lenght (m)		3
Yükleme Kapasitesi Load-Bearing Capacity	25 kN 60 kN	



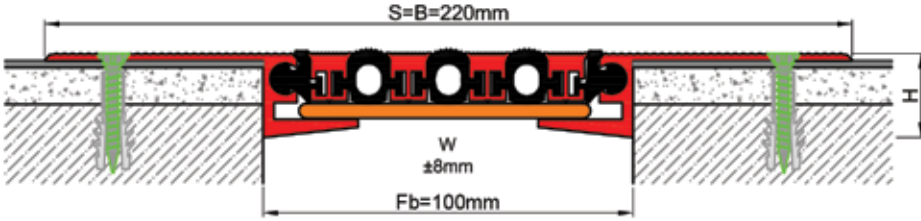
**AS U260-100 H=35mm**



H (mm)	yaklaşık approx.	35
Boy (m) Lenght (m)		3
Yükleme Kapasitesi Load-Bearing Capacity	300 kN	



**AS U236-100 H=23mm**



H (mm)	yaklaşık approx.	23
--------	------------------	----

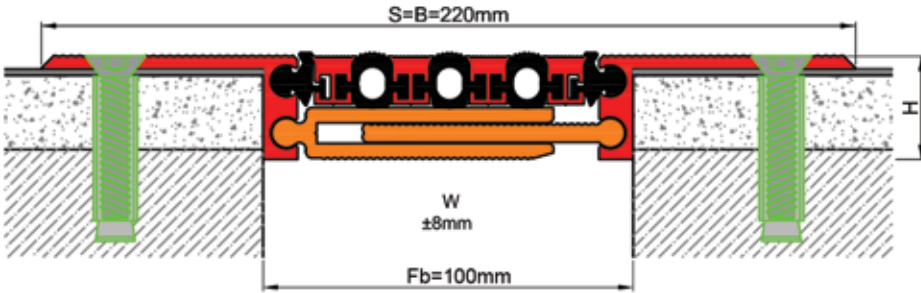
Boy (m) Lenght (m)	3
-----------------------	---

Yükleme Kapasitesi Load-Bearing Capacity	
---------------------------------------------	-------------------------------------------------------------------------------------



AS U236-100 K  
H=23mm


**AS U236-100 H=28mm**



H (mm)	yaklaşık approx.	28
--------	------------------	----

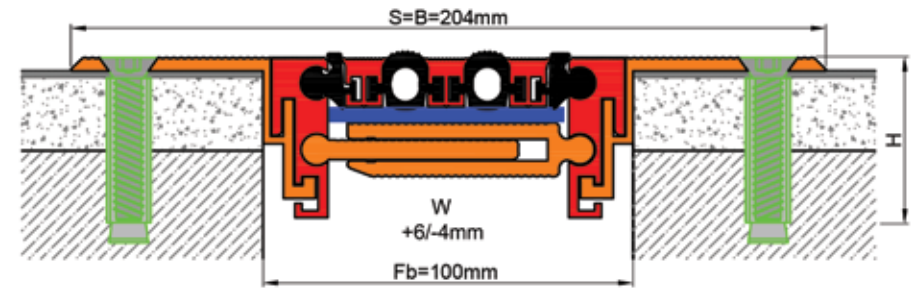
Boy (m) Lenght (m)	3
-----------------------	---

Yükleme Kapasitesi Load-Bearing Capacity	
---------------------------------------------	---------------------------------------------------------------------------------------



AS U236-100 K  
H=28mm

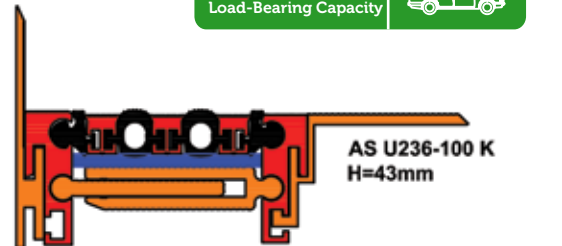
**AS U236-100 H=43mm**



H (mm)	yaklaşık approx.	43
--------	------------------	----

Boy (m) Lenght (m)	3
-----------------------	---

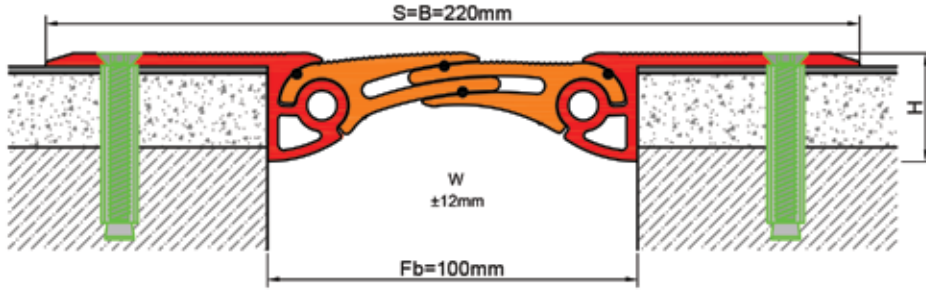
Yükleme Kapasitesi Load-Bearing Capacity	
---------------------------------------------	---------------------------------------------------------------------------------------



AS U236-100 K  
H=43mm



### AS U264-100 H=30mm

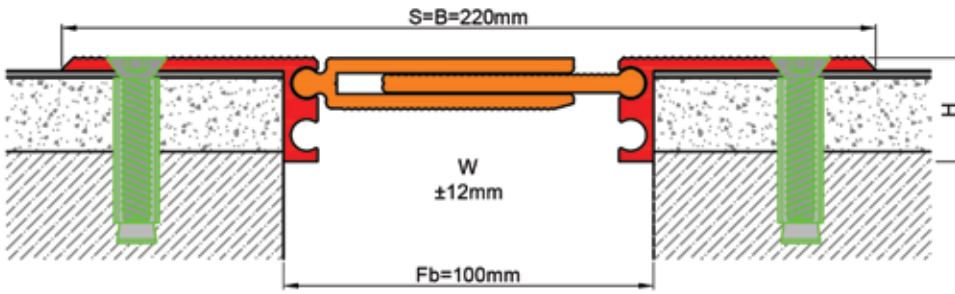



H (mm)	yaklaşık approx.	30
Boy (m) Lenght (m)		3
Yükleme Kapasitesi Load-Bearing Capacity	70 kN 600 kN	

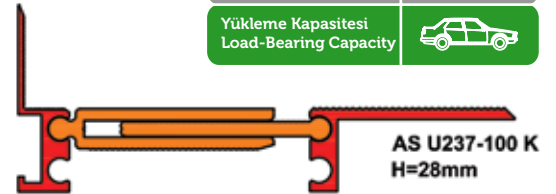


Patent No: TR 2010 06287B  
Patentli Profildir / Patented Profile

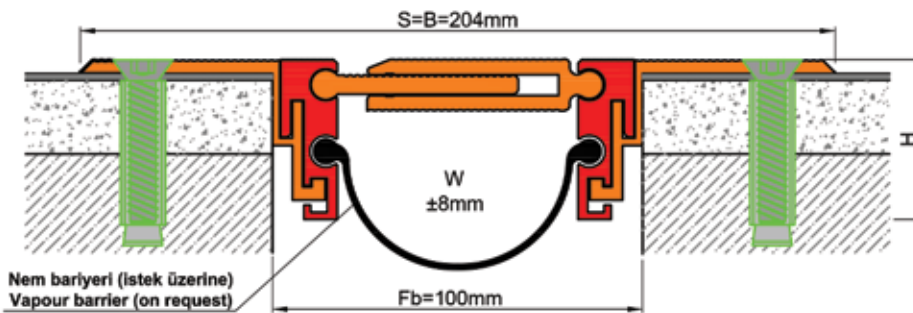
### AS U237-100 H=28mm




H (mm)	yaklaşık approx.	28
Boy (m) Lenght (m)		3
Yükleme Kapasitesi Load-Bearing Capacity		



### AS U237-100 H=43mm



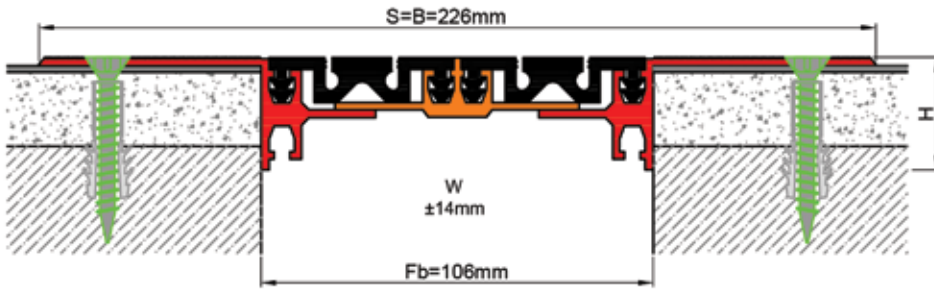
H (mm)	yaklaşık approx.	43
Boy (m) Lenght (m)		3
Yükleme Kapasitesi Load-Bearing Capacity		



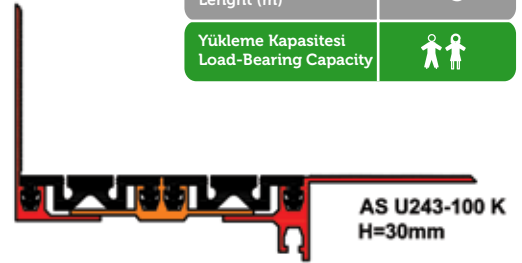
**AS U243-100**  
**H=30mm**



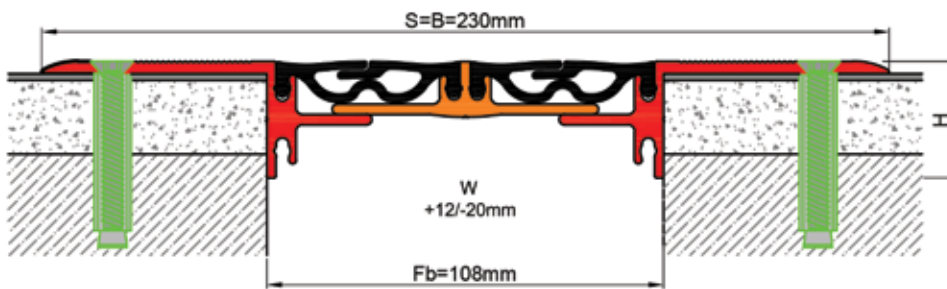
**AS U243-100 H=30mm**




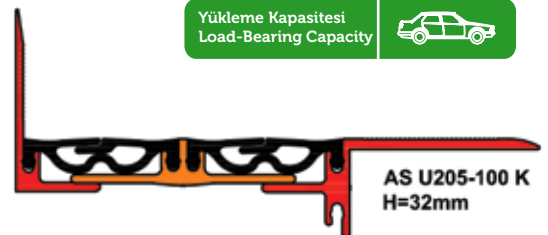
H (mm)	yaklaşık approx.	30
Boy (m)	Lenght (m)	3
Yükleme Kapasitesi	Load-Bearing Capacity	



**AS U205-100 H=32mm**



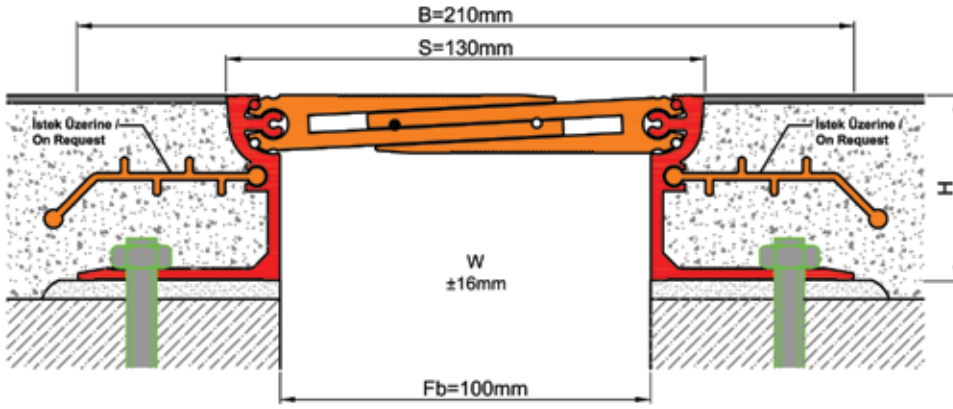
H (mm)	yaklaşık approx.	32
Boy (m)	Lenght (m)	3
Yükleme Kapasitesi	Load-Bearing Capacity	



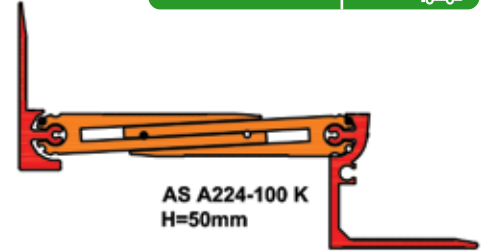
**AS A224-100**  
**H=50mm**



**AS A224-100 H=50mm**

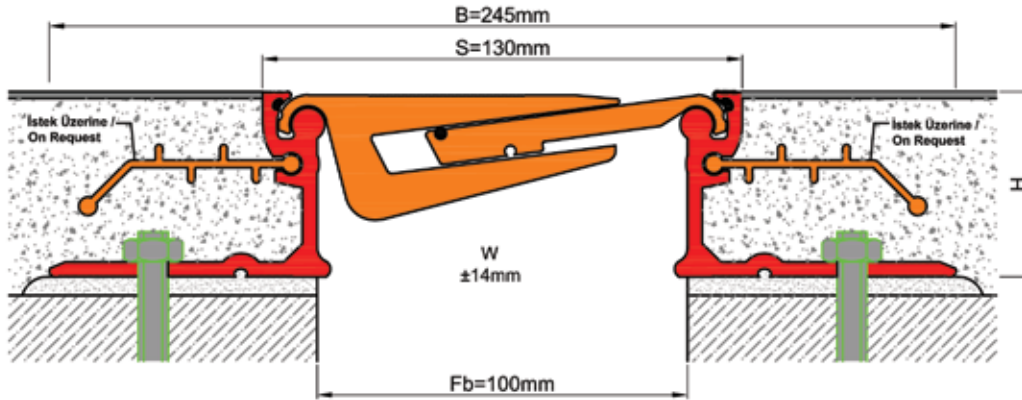


H (mm)	yaklaşık approx.	50/60
Boy (m) Lenght (m)		3
Yükleme Kapasitesi Load-Bearing Capacity	25 kN 50 kN	

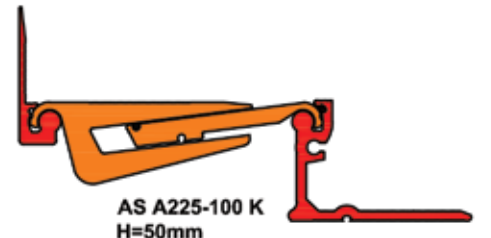


**AS A224-100 K**  
**H=50mm**

**AS A225-100 H=50mm**



H (mm)	yaklaşık approx.	30/38/50/70
Boy (m) Lenght (m)		3
Yükleme Kapasitesi Load-Bearing Capacity	70 kN 300 kN	

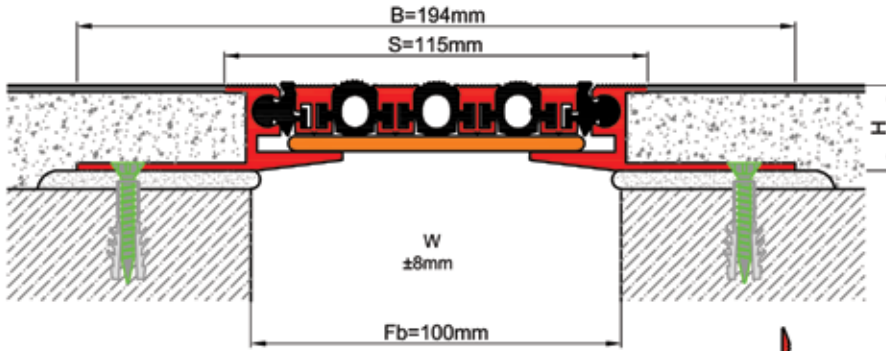


**AS A225-100 K**  
**H=50mm**

**AS A226-100**  
**H=23mm**



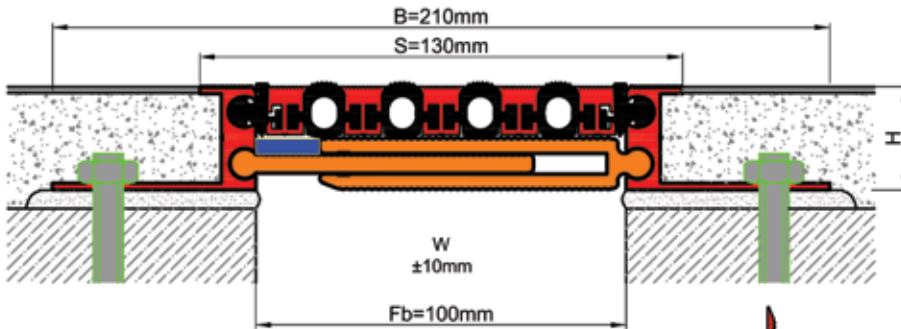
**AS A226-100 H=23mm**




H (mm)	yaklaşık approx.	23
Boy (m) Lenght (m)		3
Yükleme Kapasitesi Load-Bearing Capacity		



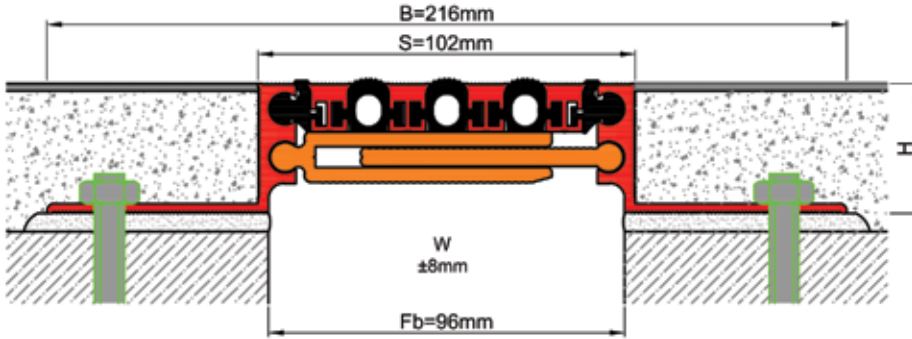
**AS A226-100 H=28mm**




H (mm)	yaklaşık approx.	28
Boy (m) Lenght (m)		3
Yükleme Kapasitesi Load-Bearing Capacity		



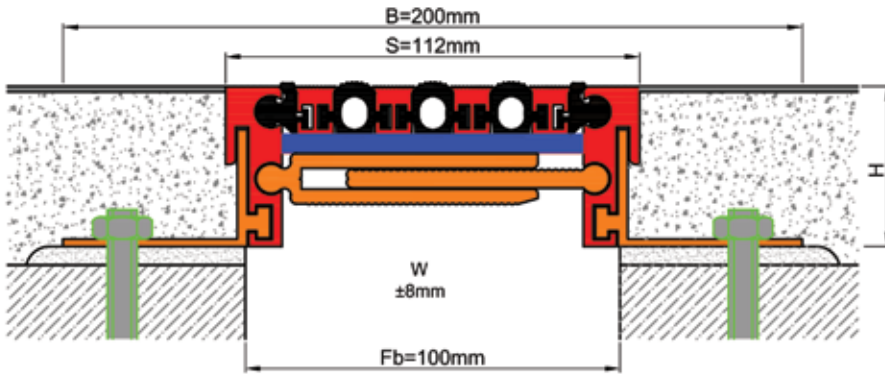
### AS A226T-100 H=35mm




H (mm)	yaklaşık approx.	35/43/60
Boy (m) Lenght (m)		3
Yükleme Kapasitesi Load-Bearing Capacity		



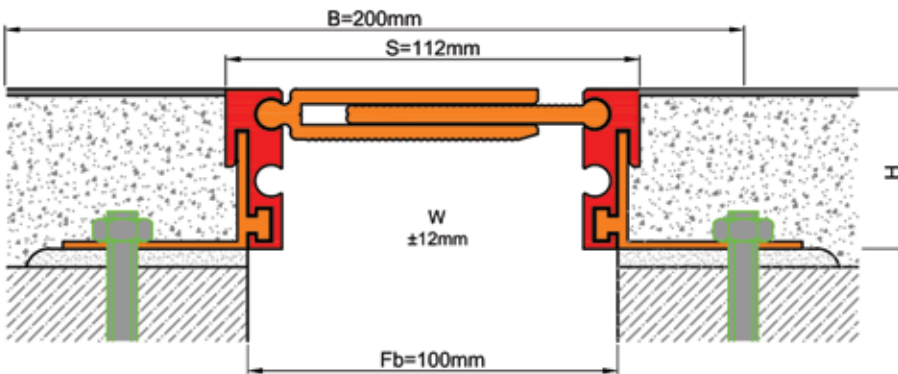
### AS A226-100 H=43mm




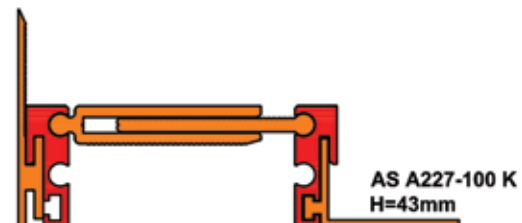
H (mm)	yaklaşık approx.	43/58/68/88
Boy (m) Lenght (m)		3
Yükleme Kapasitesi Load-Bearing Capacity		



### AS A227-100 H=43mm



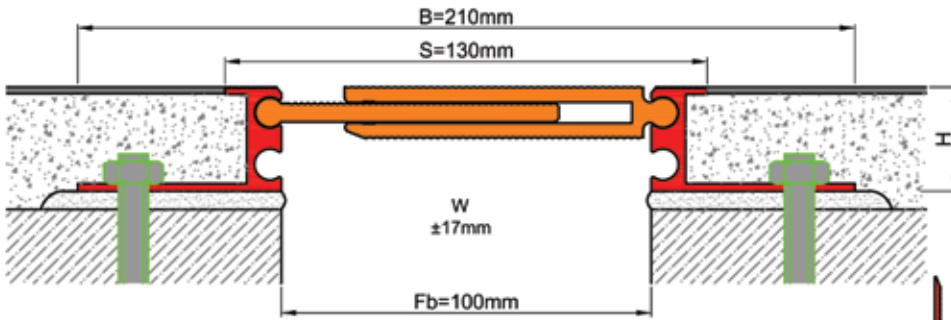
H (mm)	yaklaşık approx.	43/58/68/88
Boy (m) Lenght (m)		3
Yükleme Kapasitesi Load-Bearing Capacity		



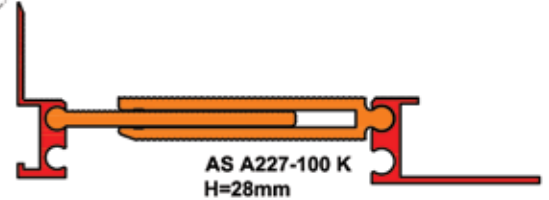
**AS A227-100**  
**H=28mm**



**AS A227-100 H=28mm**

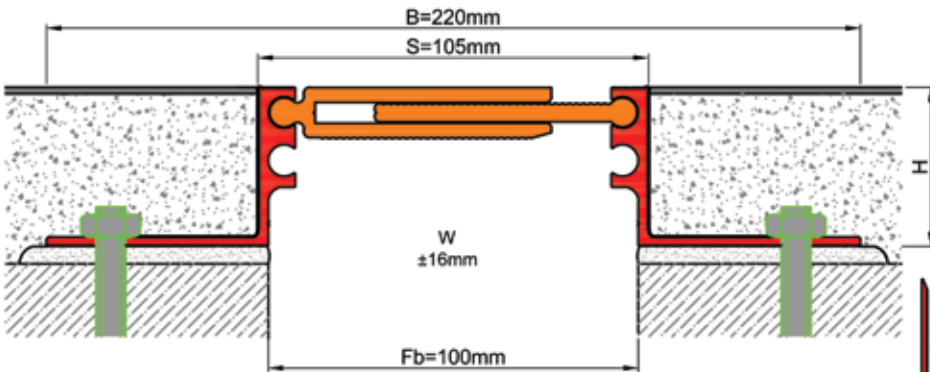



H (mm)	yaklaşık approx.	28
Boy (m) Lenght (m)		3
Yükleme Kapasitesi Load-Bearing Capacity		

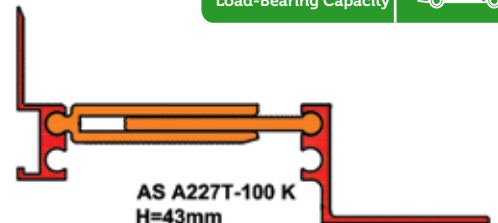


**AS A227-100 K**  
**H=28mm**

**AS A227T-100 H=43mm**



H (mm)	yaklaşık approx.	35/43/60
Boy (m) Lenght (m)		3
Yükleme Kapasitesi Load-Bearing Capacity		

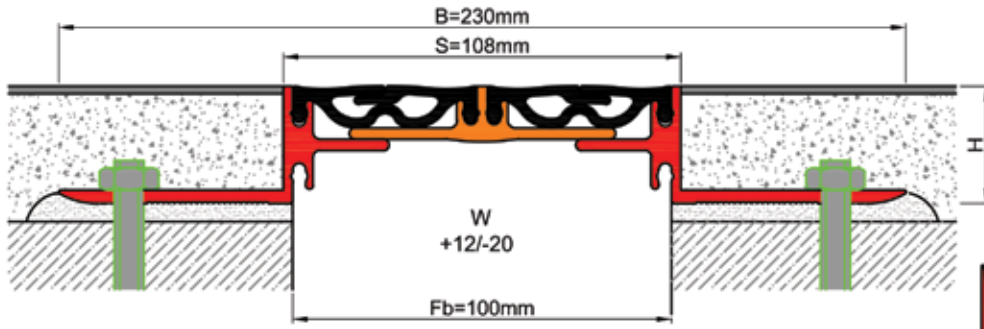



**AS A227T-100 K**  
**H=43mm**

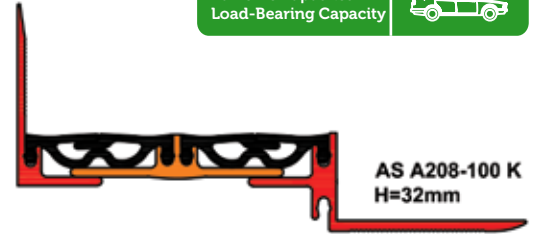
**AS A208-100**  
**H=32mm**



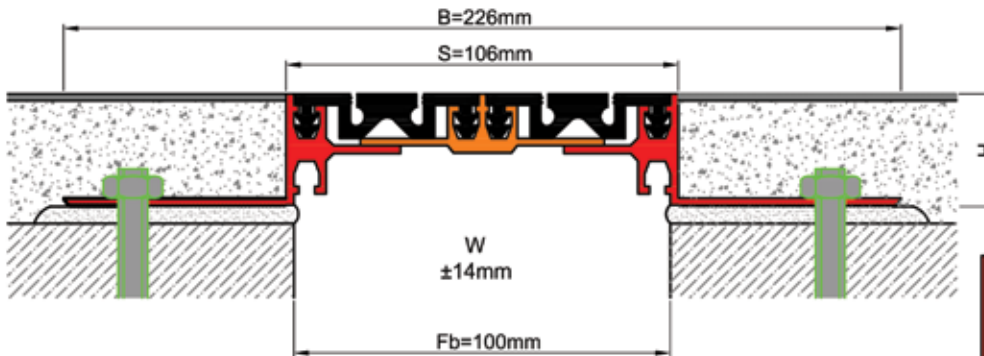
**AS A208-100 H=32mm**




H (mm)	yaklaşık approx.	32
Boy (m) Lenght (m)		3
Yükleme Kapasitesi Load-Bearing Capacity		



**AS A246-100 H=30mm**



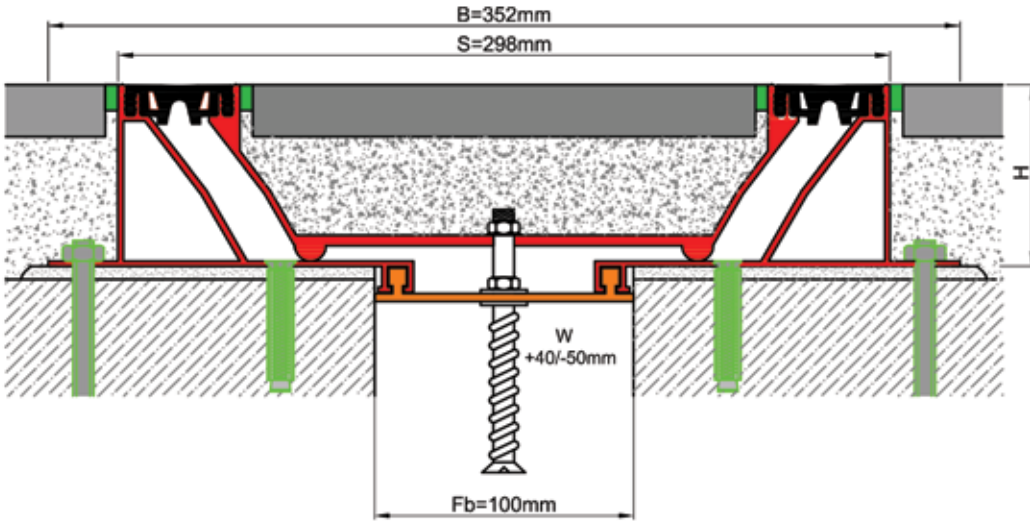
H (mm)	yaklaşık approx.	30/45/80
Boy (m) Lenght (m)		3
Yükleme Kapasitesi Load-Bearing Capacity		




**AS A256-100**  
**H=70mm**

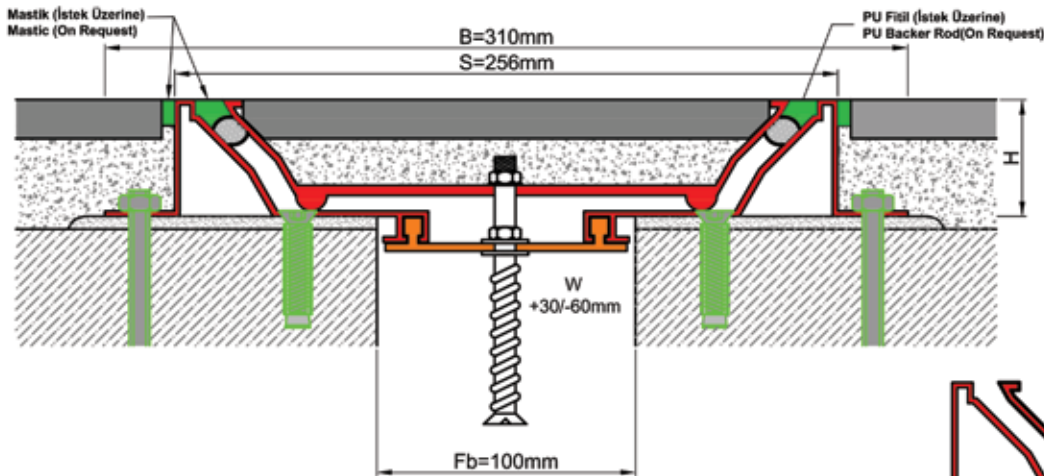


**AS A256-100 H=70mm**



H (mm)	yaklaşık approx.	45/70
Boy (m) Lenght (m)		3
Yükleme Kapasitesi Load-Bearing Capacity		

**AS A250-100 H=45mm**



H (mm)	yaklaşık approx.	45
Boy (m) Lenght (m)		3
Yükleme Kapasitesi Load-Bearing Capacity		

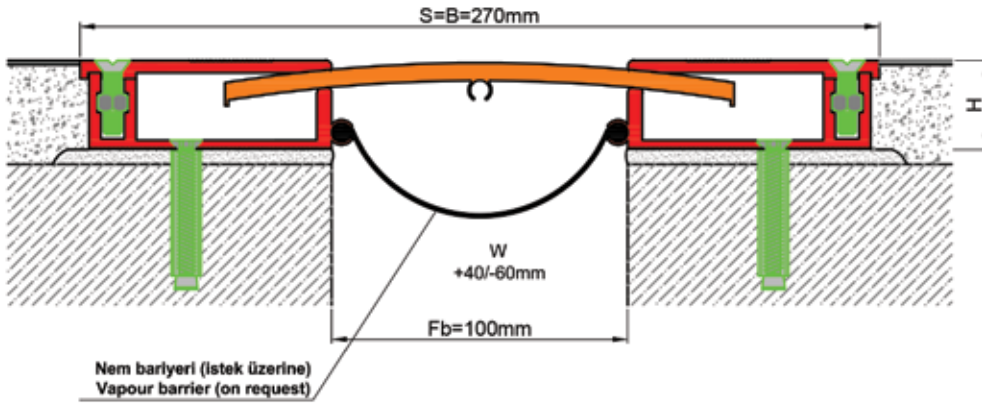




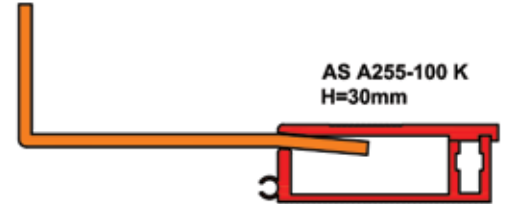
**AS A255-100**  
**H=30mm**



**AS A255-100 H=30mm**

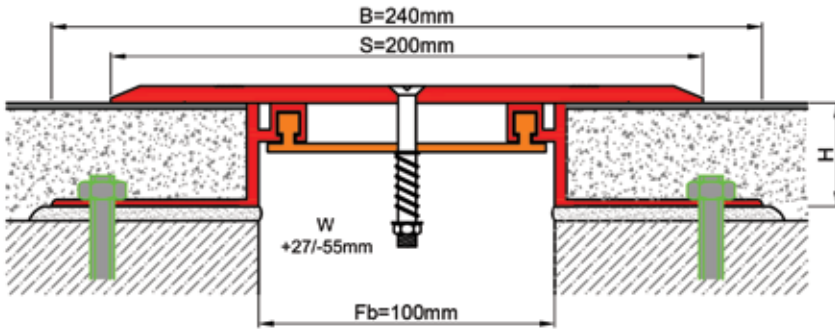



H (mm)	yaklaşık approx.	30
Boy (m) Lenght (m)		3
Yükleme Kapasitesi Load-Bearing Capacity		

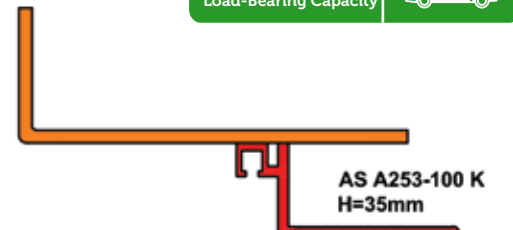


**AS A255-100 K**  
**H=30mm**

**AS A253-100 H=35mm**



H (mm)	yaklaşık approx.	35
Boy (m) Lenght (m)		3
Yükleme Kapasitesi Load-Bearing Capacity		

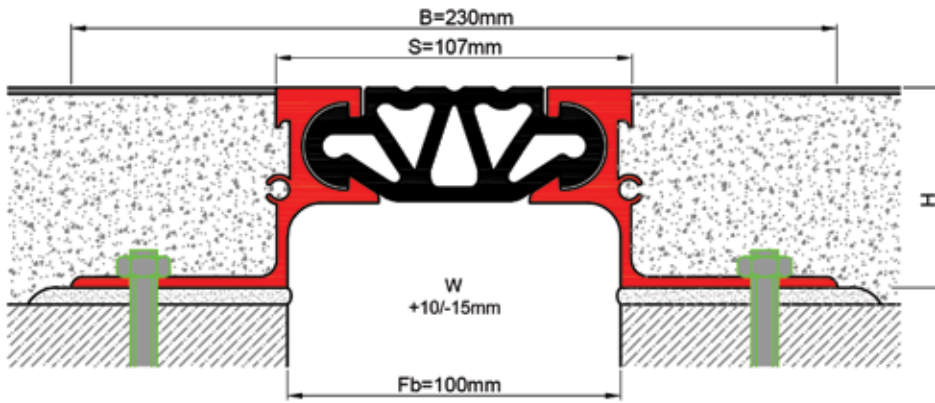


**AS A253-100 K**  
**H=35mm**

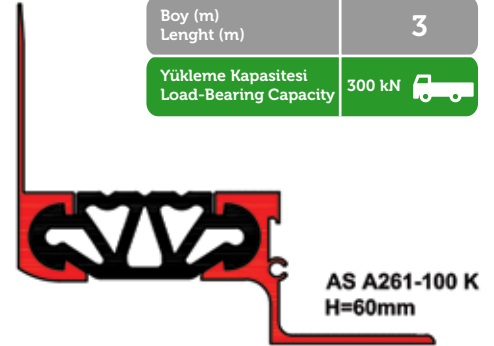
**AS A261-100**  
**H=60mm**



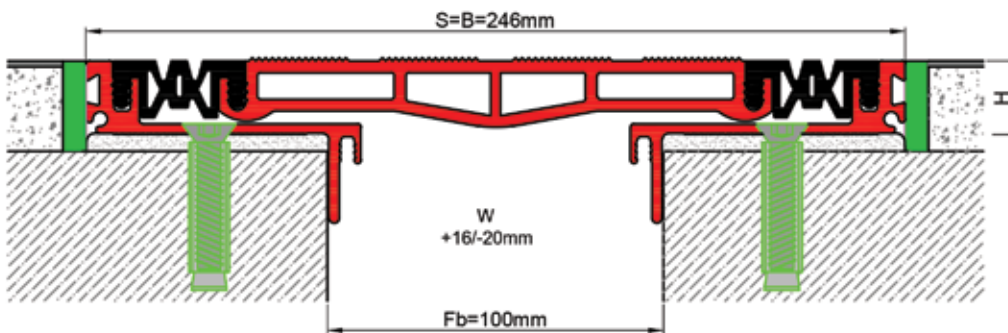
**AS A261-100 H=60mm**



H (mm)	yaklaşık approx.	60
Boy (m)	Lenght (m)	3
Yükleme Kapasitesi	Load-Bearing Capacity	300 kN 



**AS A238-100 H=22mm**

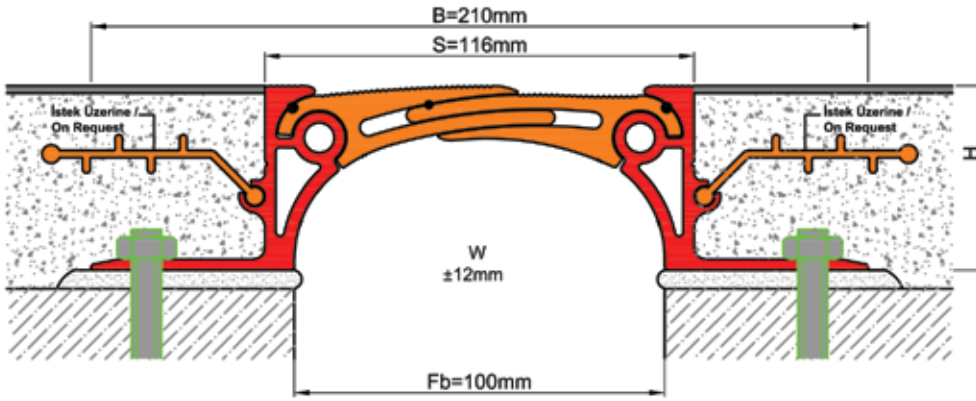


H (mm)	yaklaşık approx.	22
Boy (m)	Lenght (m)	3
Yükleme Kapasitesi	Load-Bearing Capacity	70 kN  300 kN 

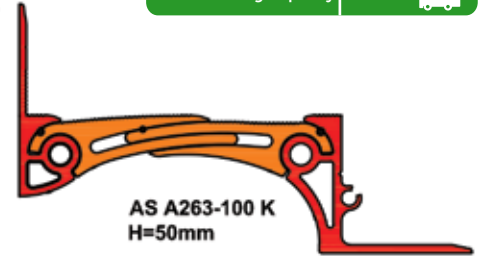
**AS A263-100**  
**H=50mm**



**AS A263-100 H=50mm**



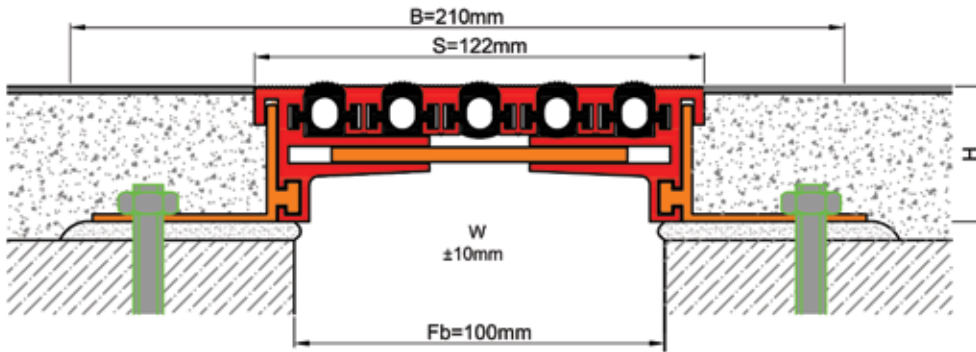
H (mm)	yaklaşık approx.	50
Boy (m) Lenght (m)		3
Yüklenme Kapasitesi Load-Bearing Capacity	70 kN 600 kN	




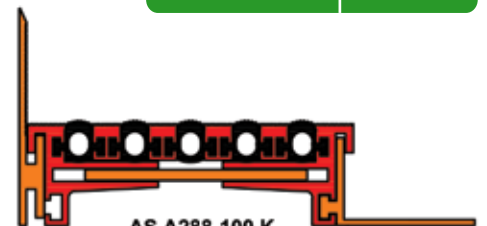
**AS A263-100 K**  
**H=50mm**

Patent No: TR 2010 06287B  
Patentli Profildir / Patented Profile

**AS A288-100 H=35mm**



H (mm)	yaklaşık approx.	35/50/60/80
Boy (m) Lenght (m)		3
Yüklenme Kapasitesi Load-Bearing Capacity		

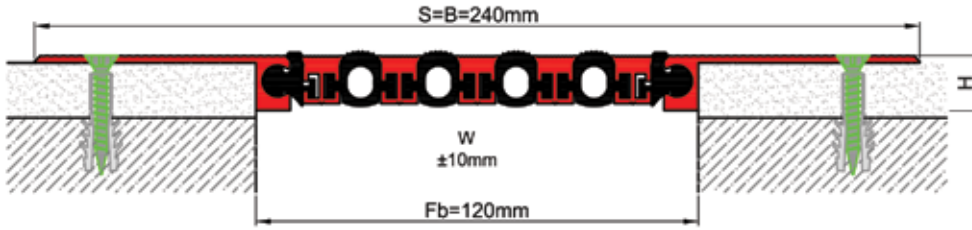


**AS A288-100 K**  
**H=35mm**

**AS U136-120**  
**H=15mm**



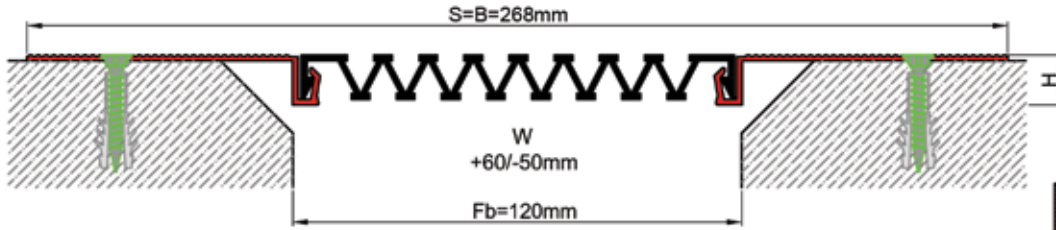
**AS U136-120 H=15mm**



H (mm)	yaklaşık approx.	15
Boy (m)	Lenght (m)	3



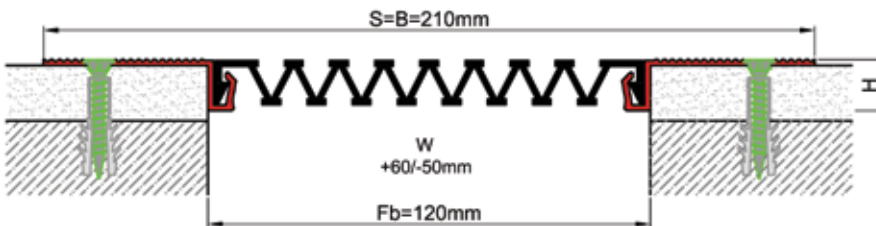
**AS U121-120 H=15mm**



H (mm)	yaklaşık approx.	15
Boy (m)	Lenght (m)	3



**AS U120-120 H=15mm**



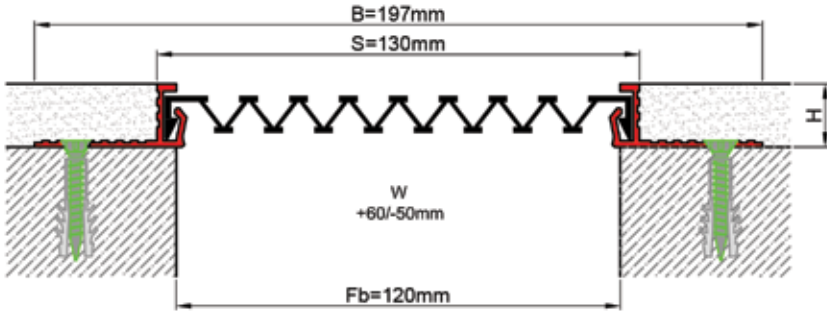
H (mm)	yaklaşık approx.	15
Boy (m)	Lenght (m)	3



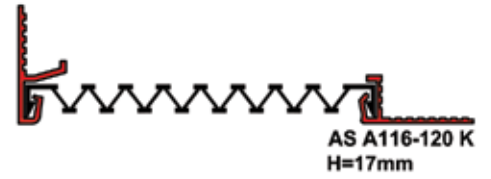
**AS A116-120**  
**H=17mm**



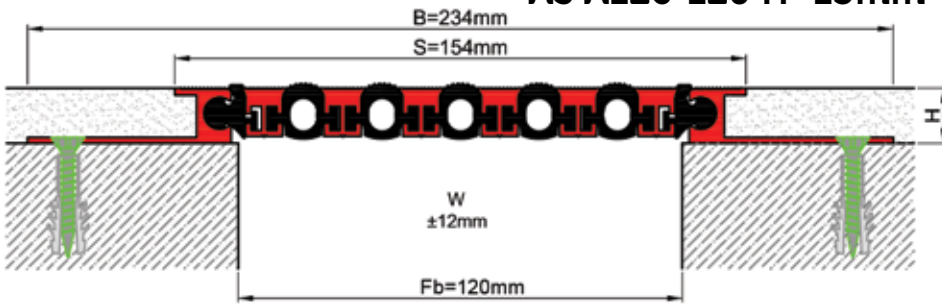
**AS A116-120 H=17mm**



H (mm)	yaklaşık approx.	17
Boy (m)	Lenght (m)	3



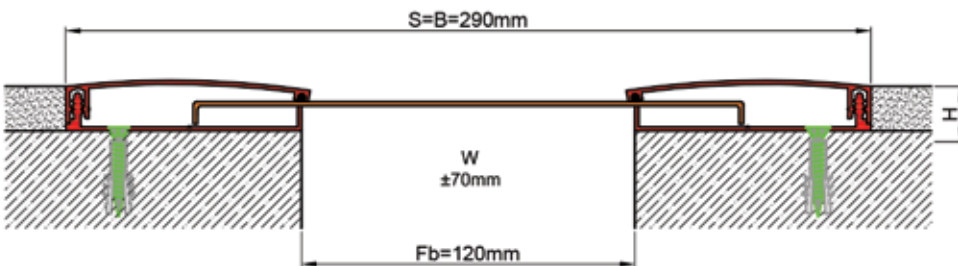
**AS A126-120 H=15mm**



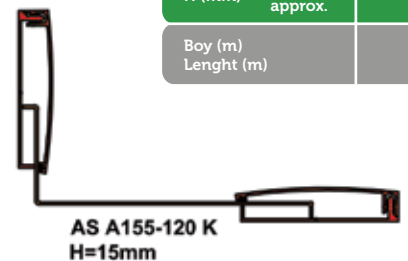
H (mm)	yaklaşık approx.	15
Boy (m)	Lenght (m)	3



**AS A155-120 H=16mm**



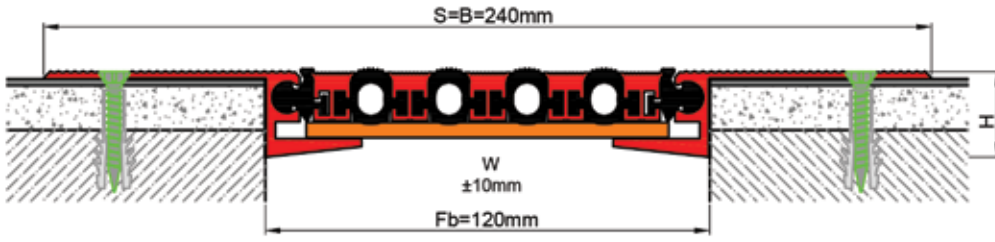
H (mm)	yaklaşık approx.	16
Boy (m)	Lenght (m)	3



**AS U236-120**  
**H=23mm**



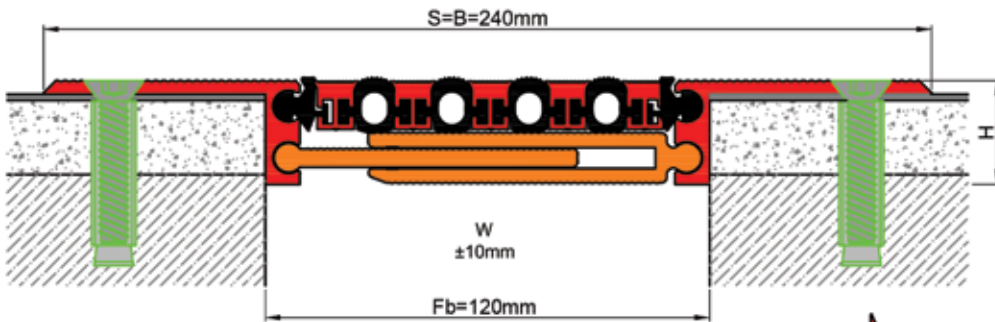
**AS U236-120 H=23mm**




H (mm)	yaklaşık approx.	23
Boy (m)	Lenght (m)	3
Yükleme Kapasitesi	Load-Bearing Capacity	



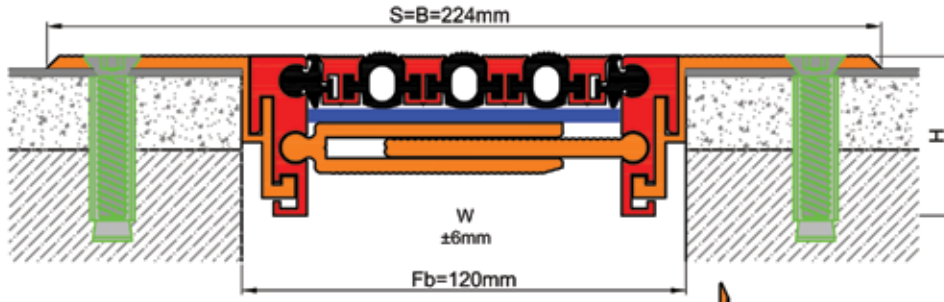
**AS U236-120 H=28mm**




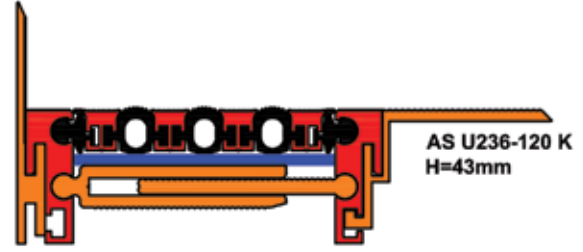
H (mm)	yaklaşık approx.	28/35
Boy (m)	Lenght (m)	3
Yükleme Kapasitesi	Load-Bearing Capacity	



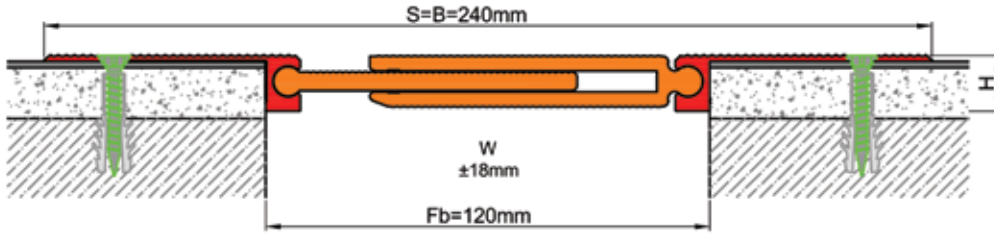
### AS U236-120 H=43mm




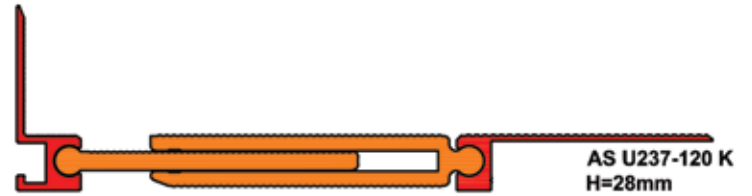
H (mm)	yaklaşık approx.	43
Boy (m) Lenght (m)		3
Yüklenme Kapasitesi Load-Bearing Capacity		



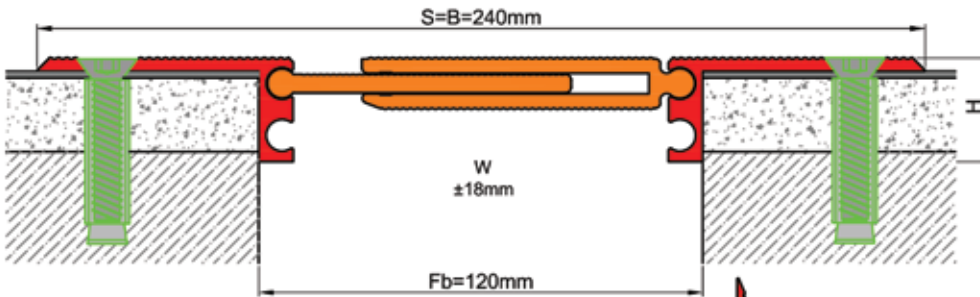
### AS U237-120 H=15mm




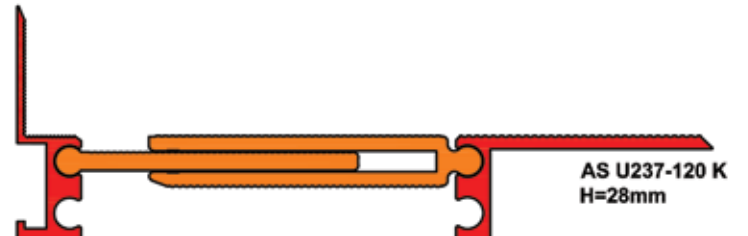
H (mm)	yaklaşık approx.	15
Boy (m) Lenght (m)		3
Yüklenme Kapasitesi Load-Bearing Capacity		



### AS U237-120 H=28mm



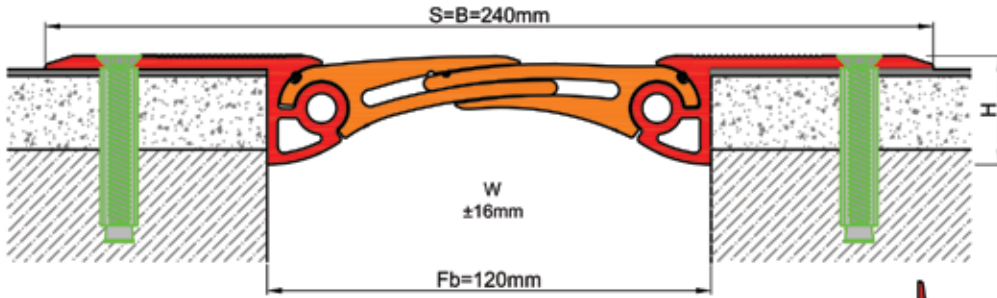
H (mm)	yaklaşık approx.	28/35
Boy (m) Lenght (m)		3
Yüklenme Kapasitesi Load-Bearing Capacity		



**AS U264-120**  
**H=30mm**



**AS U264-120 H=30mm**

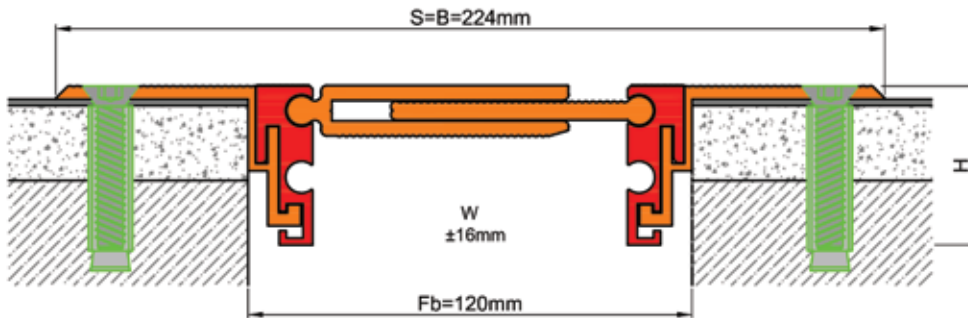



H (mm)	yaklaşık approx.	30
Boy (m)	Lenght (m)	3
Yükleme Kapasitesi	Load-Bearing Capacity	35 kN  300 kN 

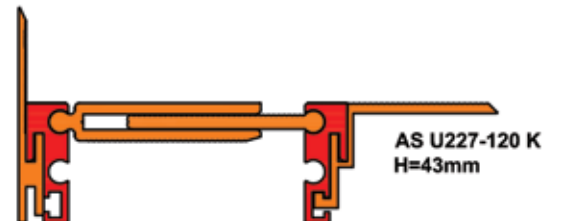


Patent No: TR 2010 06287B  
Patentli Profildir / Patented Profile

**AS U237-120 H=43mm**

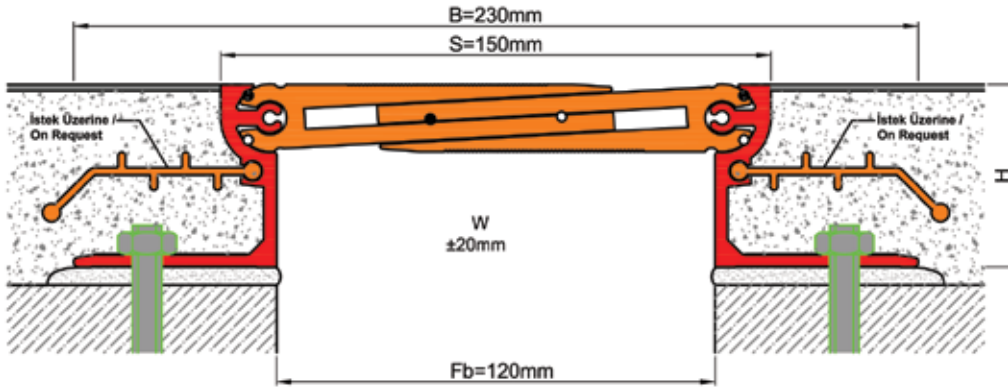


H (mm)	yaklaşık approx.	43
Boy (m)	Lenght (m)	3
Yükleme Kapasitesi	Load-Bearing Capacity	

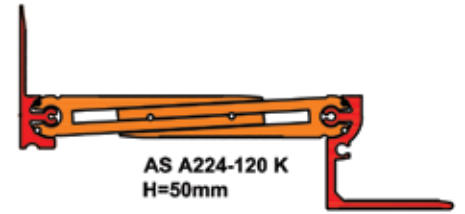




### AS A224-120 H=50mm

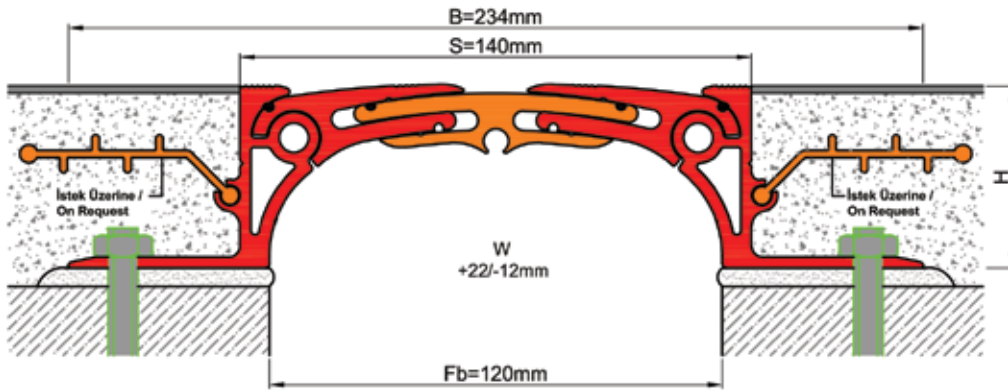


H (mm)	yaklaşık approx.	50/70
Boy (m) Lenght (m)		3
Yükleme Kapasitesi Load-Bearing Capacity	25 kN 50 kN	

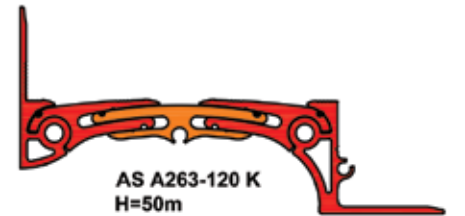


AS A224-120 K  
H=50mm

### AS A263-120 H=50mm



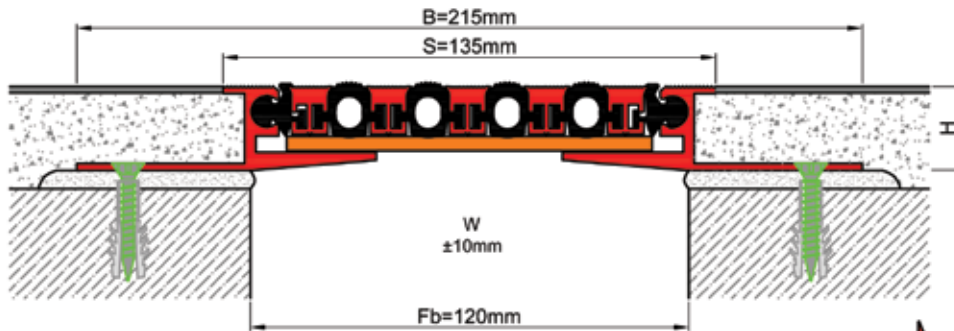
H (mm)	yaklaşık approx.	50
Boy (m) Lenght (m)		3
Yükleme Kapasitesi Load-Bearing Capacity	35 kN 300 kN	




AS A263-120 K  
H=50m

Patent No: TR 2010 06287B  
Patentli Profildir / Patented Profile

### AS A226-120 H=23mm

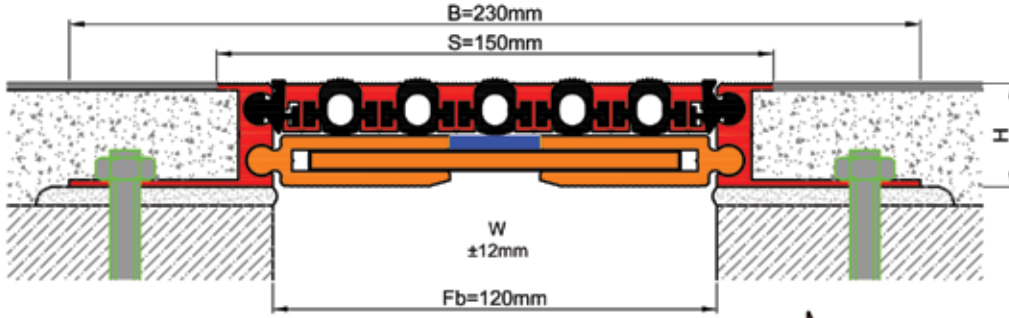



H (mm)	yaklaşık approx.	23
Boy (m) Lenght (m)		3
Yükleme Kapasitesi Load-Bearing Capacity		



AS A226-120 K  
H=23mm

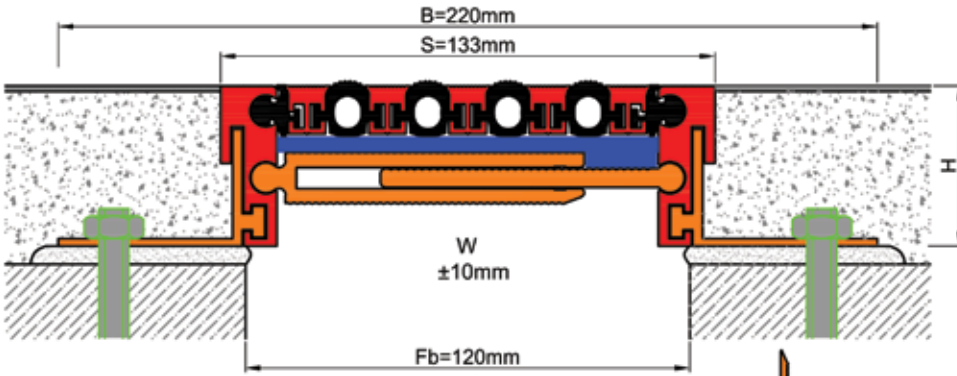
### AS A226-120 H=28mm




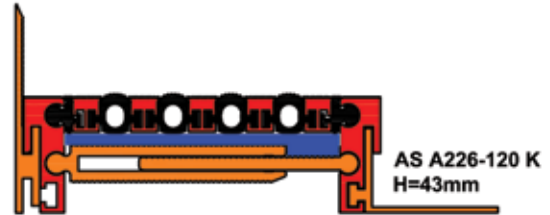
H (mm)	yaklaşık approx.	28
Boy (m)	Lenght (m)	3
Yükleme Kapasitesi	Load-Bearing Capacity	



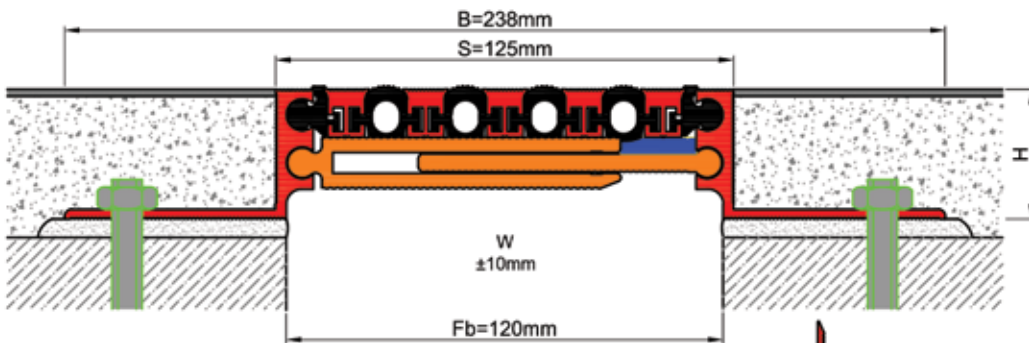
### AS A226-120 H=43mm




H (mm)	yaklaşık approx.	43/58/68/88
Boy (m)	Lenght (m)	3
Yükleme Kapasitesi	Load-Bearing Capacity	



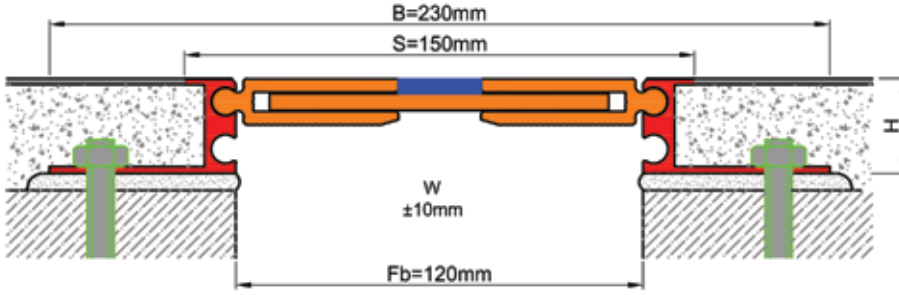
### AS A226T-120 H=35mm



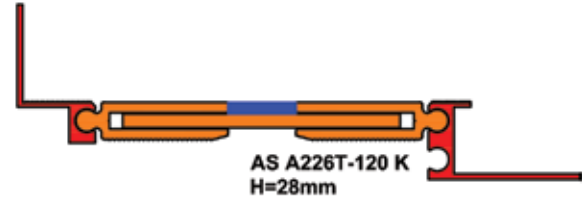
H (mm)	yaklaşık approx.	35/43/60
Boy (m)	Lenght (m)	3
Yükleme Kapasitesi	Load-Bearing Capacity	



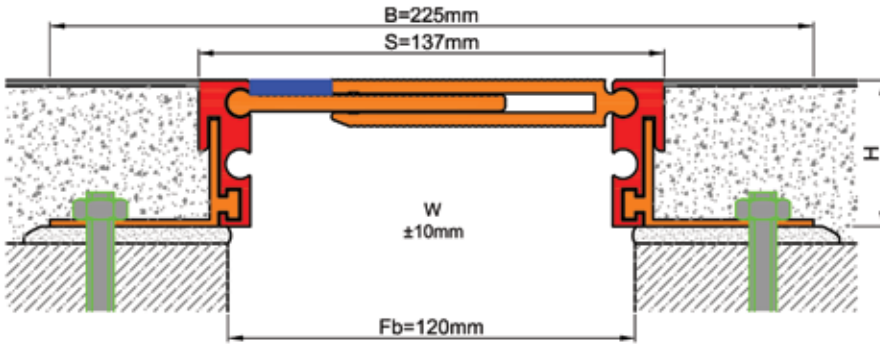
### AS A227-120 H=28mm




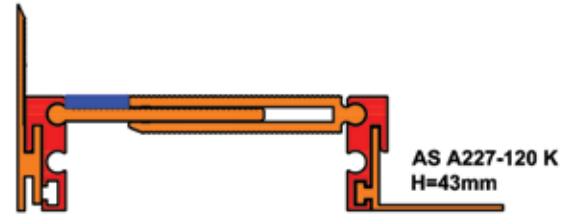
H (mm)	yaklaşık approx.	28
Boy (m) Lenght (m)		3
Yükleme Kapasitesi Load-Bearing Capacity		



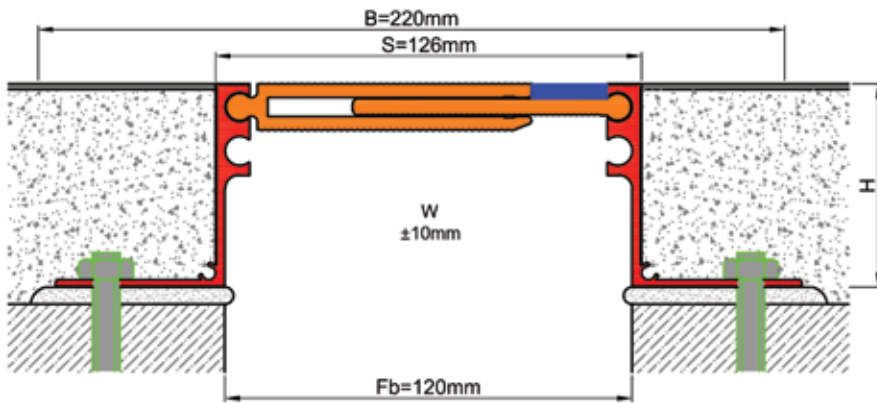
### AS A227-120 H=43mm




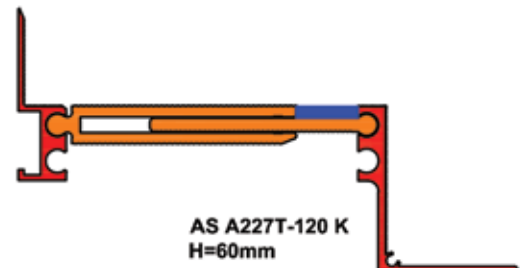
H (mm)	yaklaşık approx.	43/58/68/88
Boy (m) Lenght (m)		3
Yükleme Kapasitesi Load-Bearing Capacity		




### AS A227T-120 H=60mm



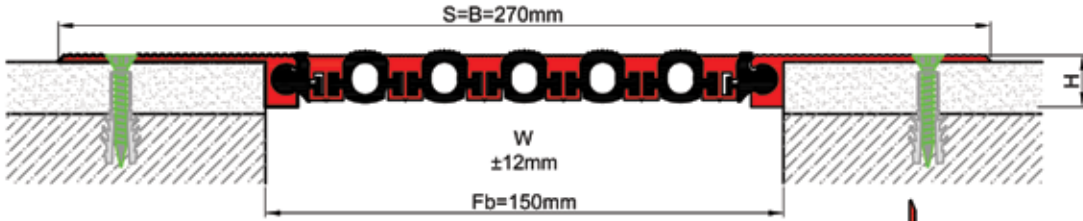
H (mm)	yaklaşık approx.	35/43/60
Boy (m) Lenght (m)		3
Yükleme Kapasitesi Load-Bearing Capacity		



**AS U136-150**  
**H=15mm**



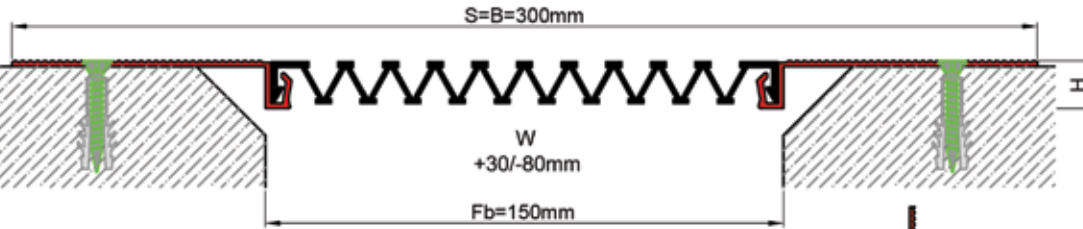
**AS U136-150 H=15mm**




H (mm)	yaklaşık approx.	15
Boy (m)	Lenght (m)	3



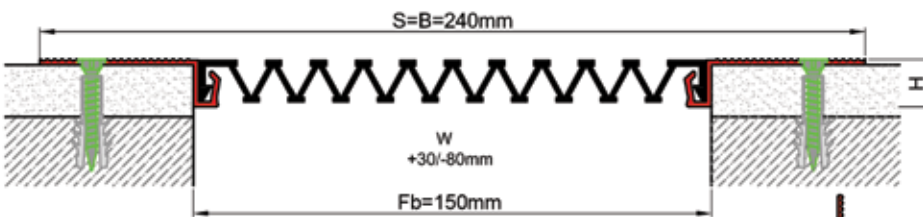
**AS U121-150 H=15mm**



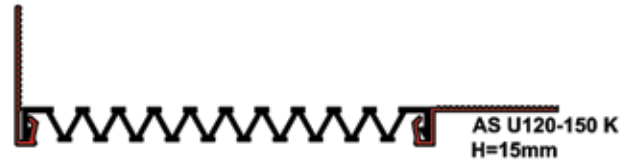
H (mm)	yaklaşık approx.	15
Boy (m)	Lenght (m)	3



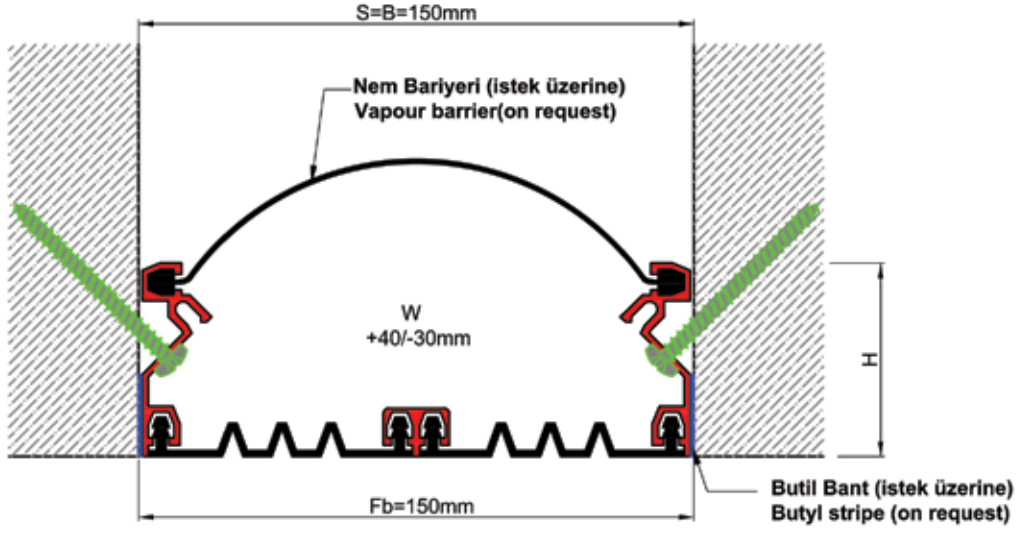
**AS U120-150 H=15mm**



H (mm)	yaklaşık approx.	15
Boy (m)	Lenght (m)	3

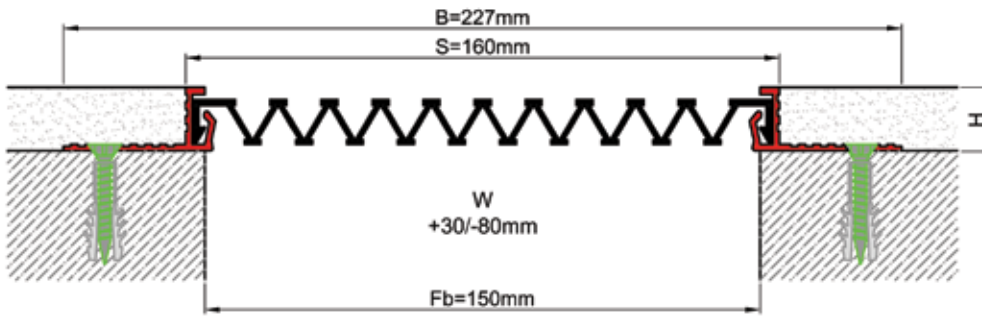


### AS U147-150 H=52mm



H (mm)	yaklaşık approx.	52
Boy (m) Lenght (m)		3

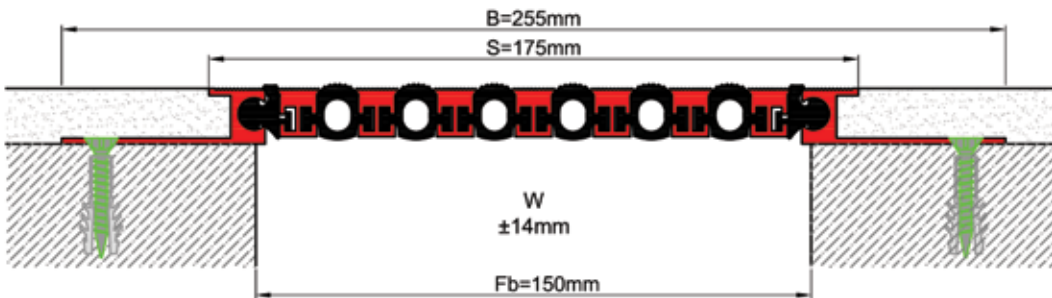
### AS A116-150 H=17mm



H (mm)	yaklaşık approx.	17
Boy (m) Lenght (m)		3




### AS A126-140 H=15mm



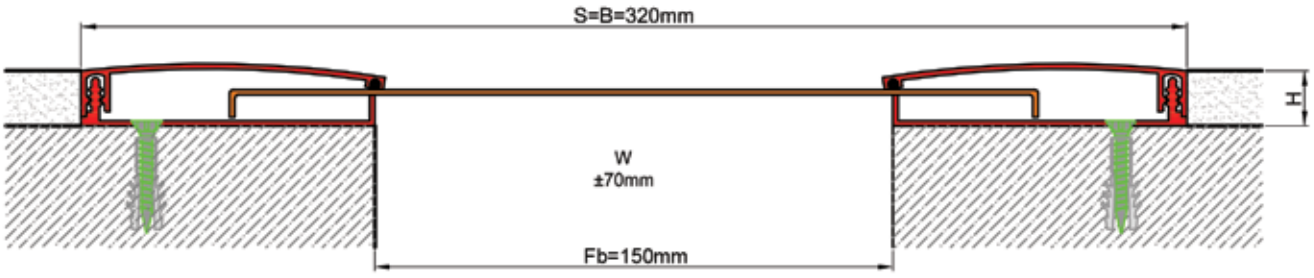
H (mm)	yaklaşık approx.	15
Boy (m) Lenght (m)		3



**AS A155-150**  
**H=16mm**

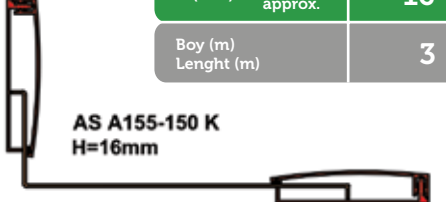


**AS A155-150 H=16mm**

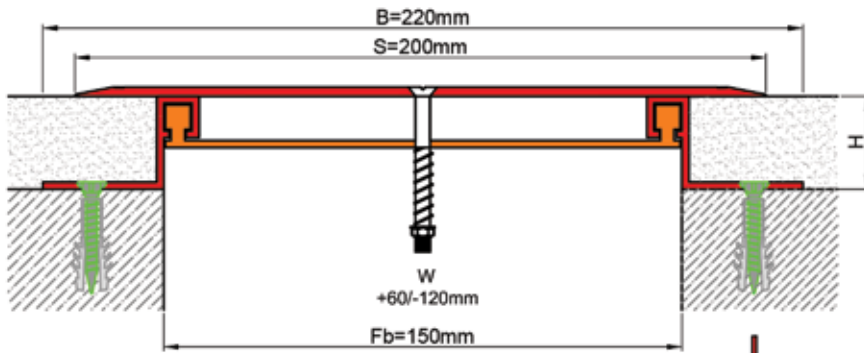


H (mm)	yaklaşık approx.	16
Boy (m) Lenght (m)		3

AS A155-150 K  
H=16mm




**AS A153-150 H=27mm**




H (mm)	yaklaşık approx.	27
Boy (m) Lenght (m)		3

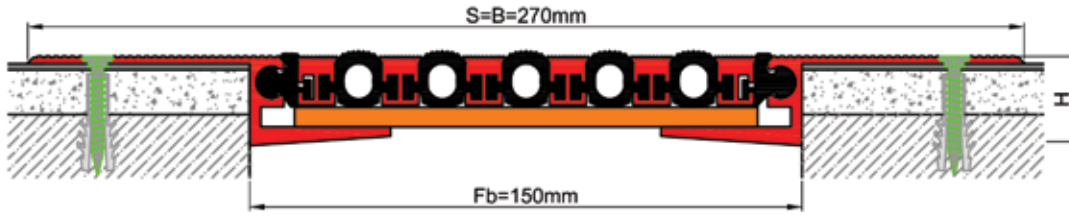
AS A153-150 K  
H=27mm



**AS U236-150**  
**H=24mm**



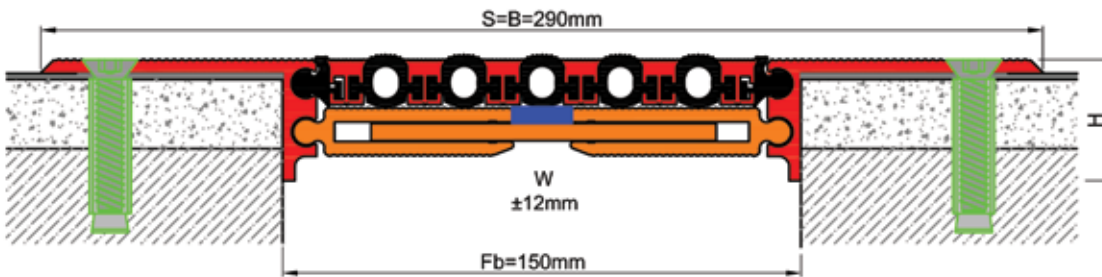
**AS U236-150 H=24mm**




H (mm)	yaklaşık approx.	24
Boy (m)	Lenght (m)	3
Yükleme Kapasitesi	Load-Bearing Capacity	



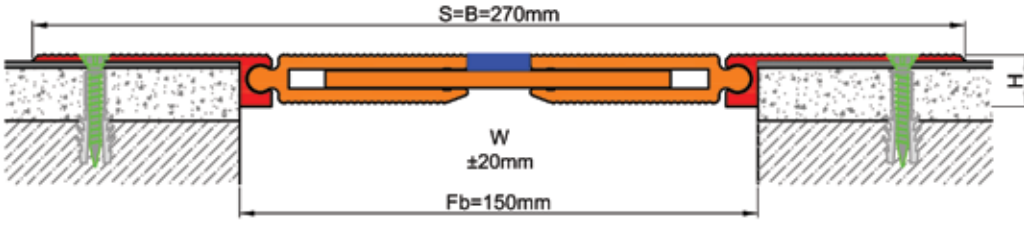
**AS U236-150 H=35mm**



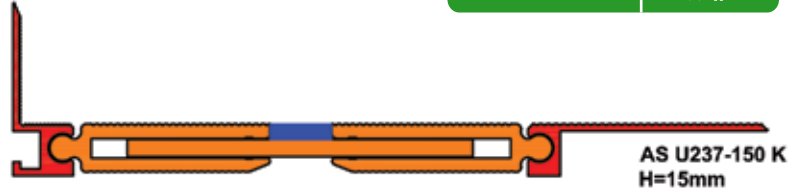
H (mm)	yaklaşık approx.	35
Boy (m)	Lenght (m)	3
Yükleme Kapasitesi	Load-Bearing Capacity	



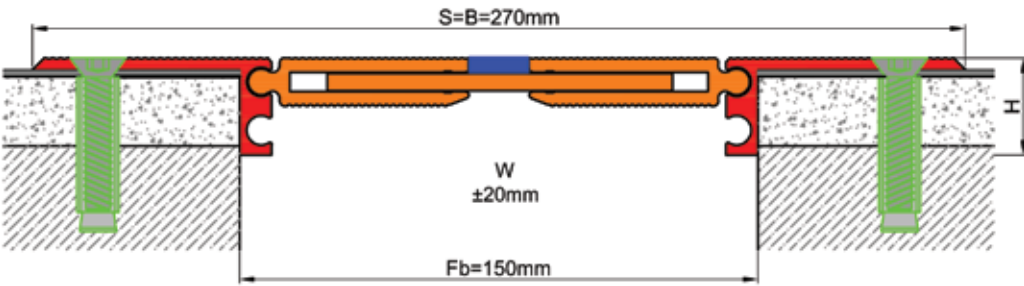
### AS U237-150 H=15mm



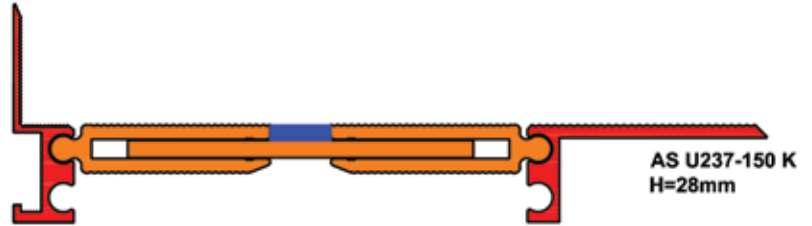
H (mm)	yaklaşık approx.	15
Boy (m) Lenght (m)		3
Yükleme Kapasitesi Load-Bearing Capacity		



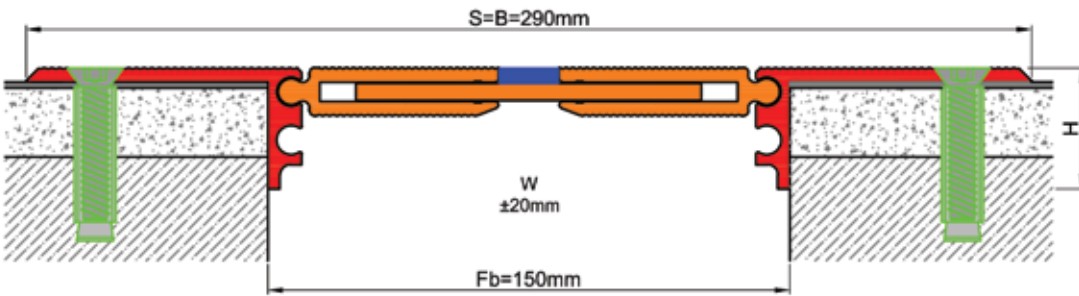
### AS U237-150 H=28mm




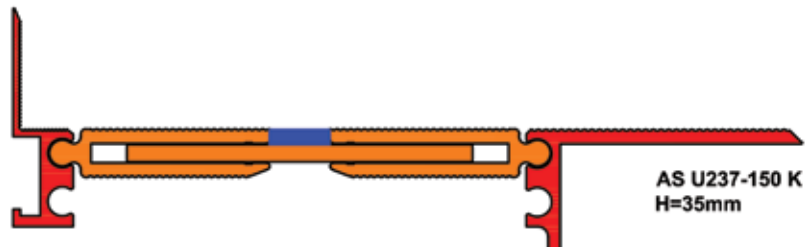
H (mm)	yaklaşık approx.	28
Boy (m) Lenght (m)		3
Yükleme Kapasitesi Load-Bearing Capacity		



### AS U237-150 H=35mm



H (mm)	yaklaşık approx.	35
Boy (m) Lenght (m)		3
Yükleme Kapasitesi Load-Bearing Capacity		

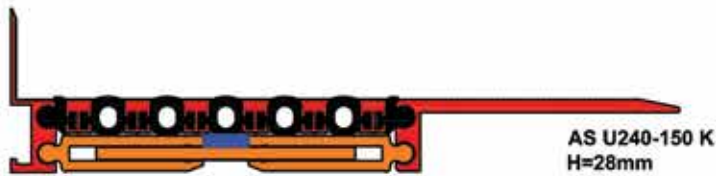
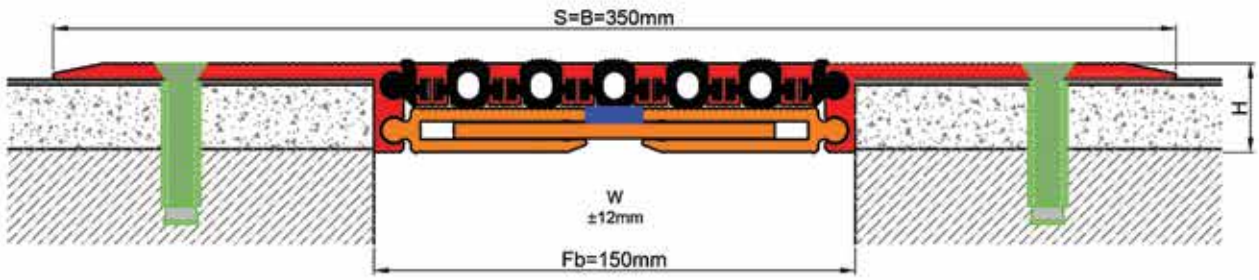





**AS U240-150**  
**H=28mm**

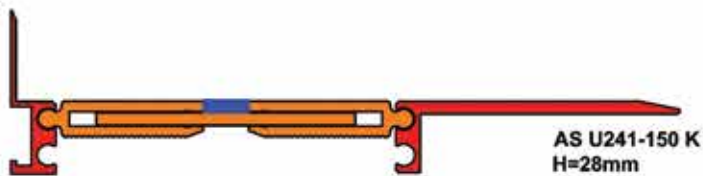
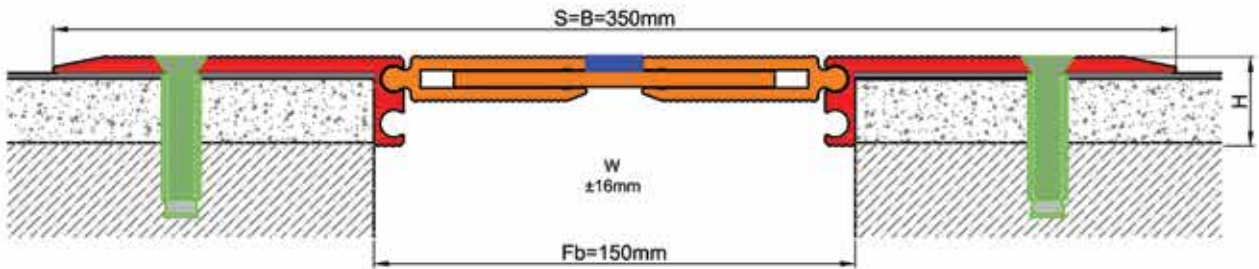



**AS U240-150 H=28mm**




H (mm)	yaklaşık approx.	28
Boy (m)	Lenght (m)	3
Yükleme Kapasitesi	Load-Bearing Capacity	

**AS U241-150 H=28mm**

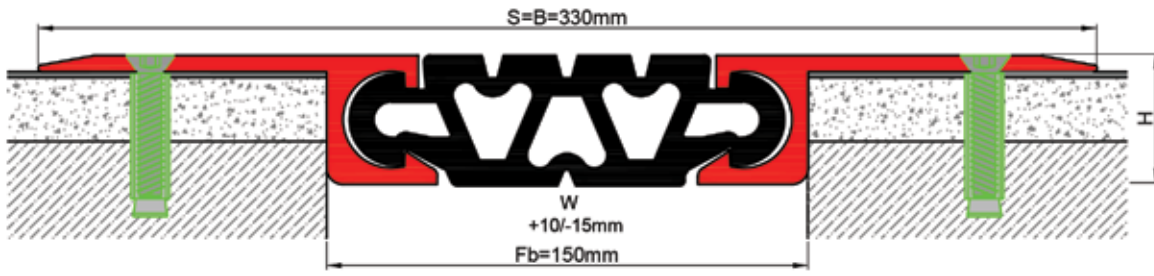


H (mm)	yaklaşık approx.	28
Boy (m)	Lenght (m)	3
Yükleme Kapasitesi	Load-Bearing Capacity	

**AS U260-150**  
**H=40mm**



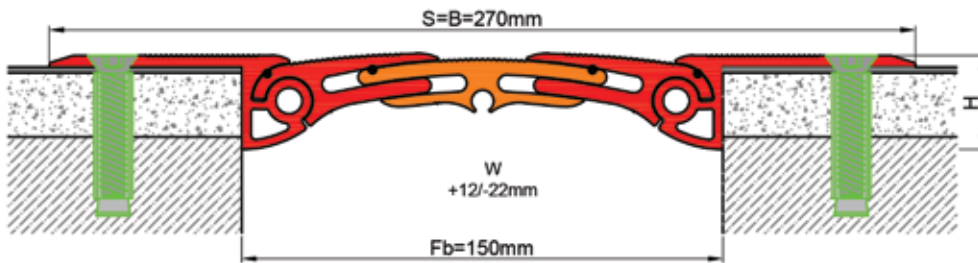
**AS U260-150 H=40mm**



H (mm)	yaklaşık approx.	40
Boy (m) Lenght (m)		3
Yükleme Kapasitesi Load-Bearing Capacity		120 kN 



**AS U264-150 H=30mm**

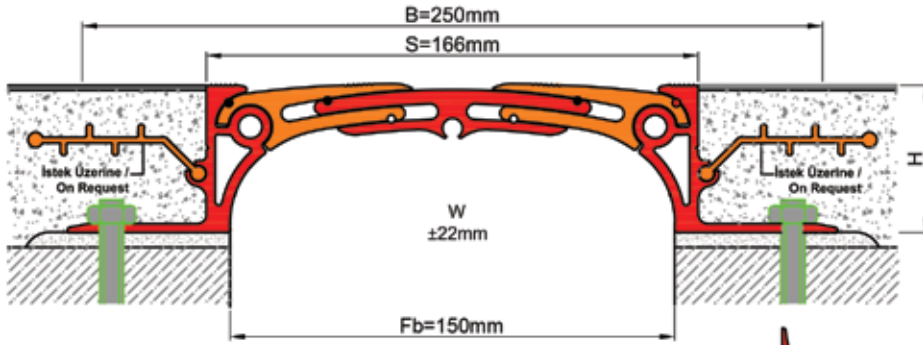


H (mm)	yaklaşık approx.	30
Boy (m) Lenght (m)		3
Yükleme Kapasitesi Load-Bearing Capacity		25 kN  120 kN 



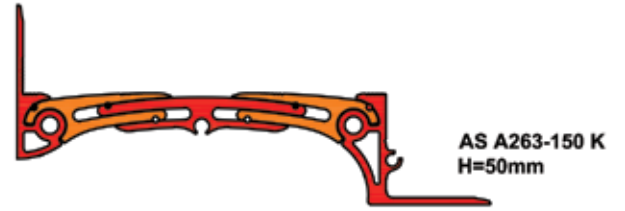
Patent No: TR 2010 06287B  
Patentli Profildir / Patented Profile

### AS A263-150 H=50mm

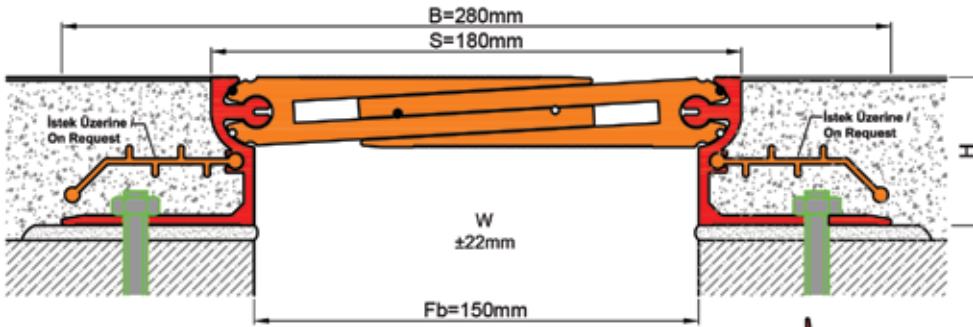


H (mm)	yaklaşık approx.	50
Boy (m) Lenght (m)		3
Yükleme Kapasitesi Load-Bearing Capacity		25 kN 120 kN 

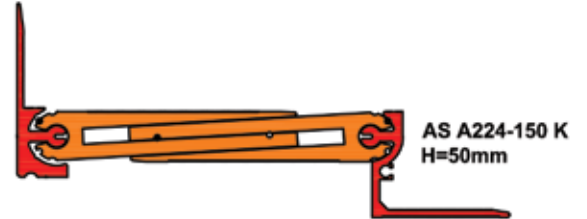
Patent No: TR 2010 06287B  
Patentli Profildir / Patented Profile



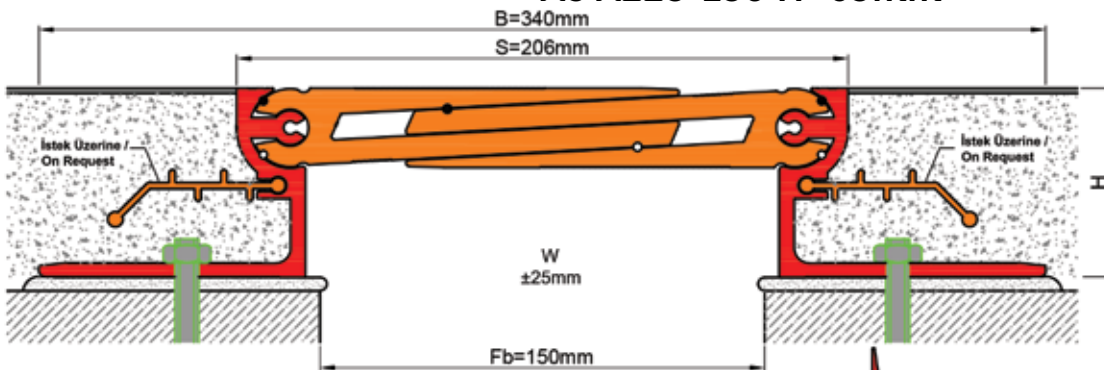
### AS A224-150 H=50mm




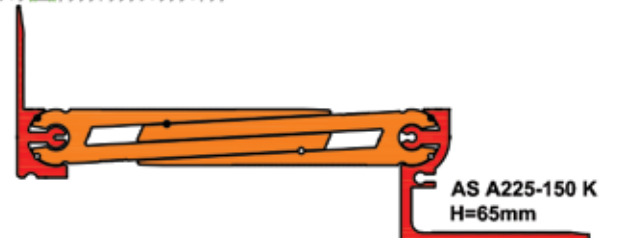
H (mm)	yaklaşık approx.	50
Boy (m) Lenght (m)		3
Yükleme Kapasitesi Load-Bearing Capacity		25 kN 50 kN 



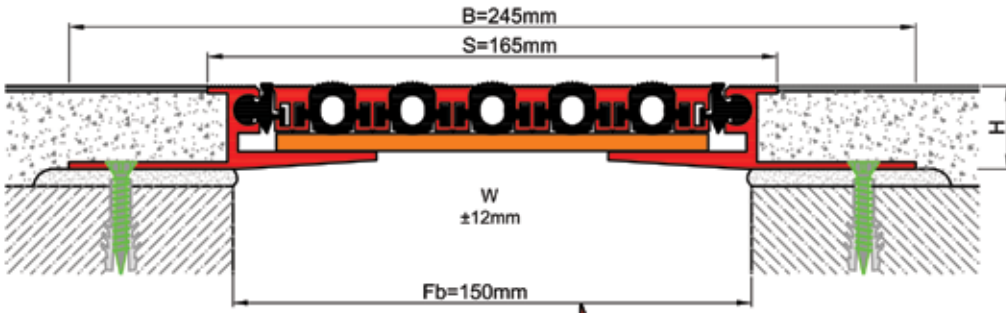
### AS A225-150 H=65mm




H (mm)	yaklaşık approx.	65
Boy (m) Lenght (m)		3
Yükleme Kapasitesi Load-Bearing Capacity		65 kN 300 kN 



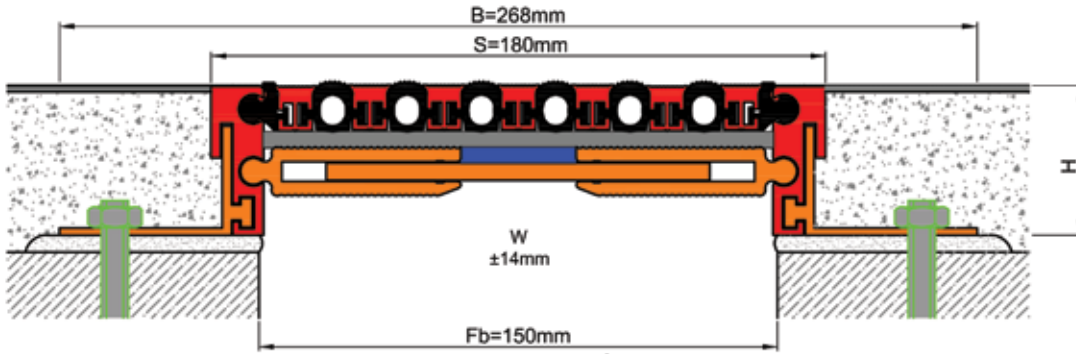
### AS A226-150 H=24mm




H (mm)	yaklaşık approx.	24
Boy (m) Lenght (m)		3
Yükleme Kapasitesi Load-Bearing Capacity		



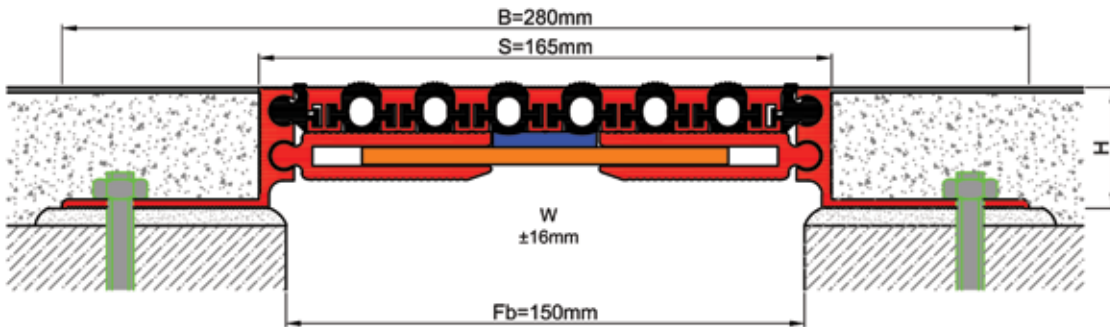
### AS A226-160 H=43mm




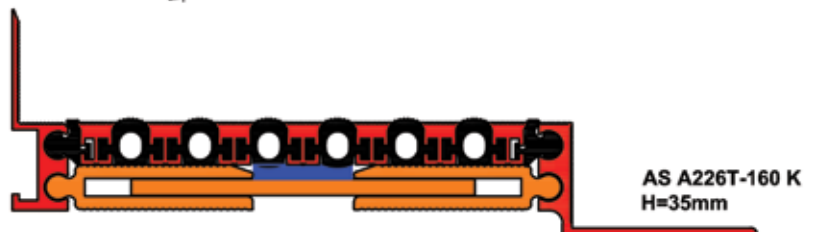
H (mm)	yaklaşık approx.	43/58/68/88
Boy (m) Lenght (m)		3
Yükleme Kapasitesi Load-Bearing Capacity		



### AS A226T-160 H=35mm



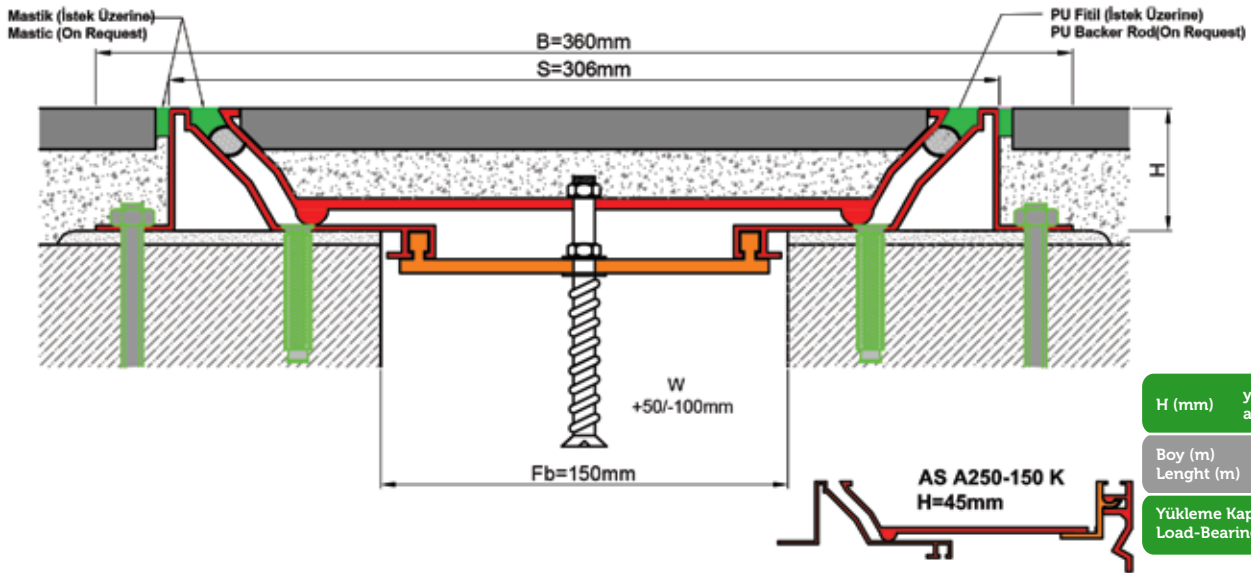
H (mm)	yaklaşık approx.	35/43/60
Boy (m) Lenght (m)		3
Yükleme Kapasitesi Load-Bearing Capacity		



**AS A250-150**  
**H=45mm**

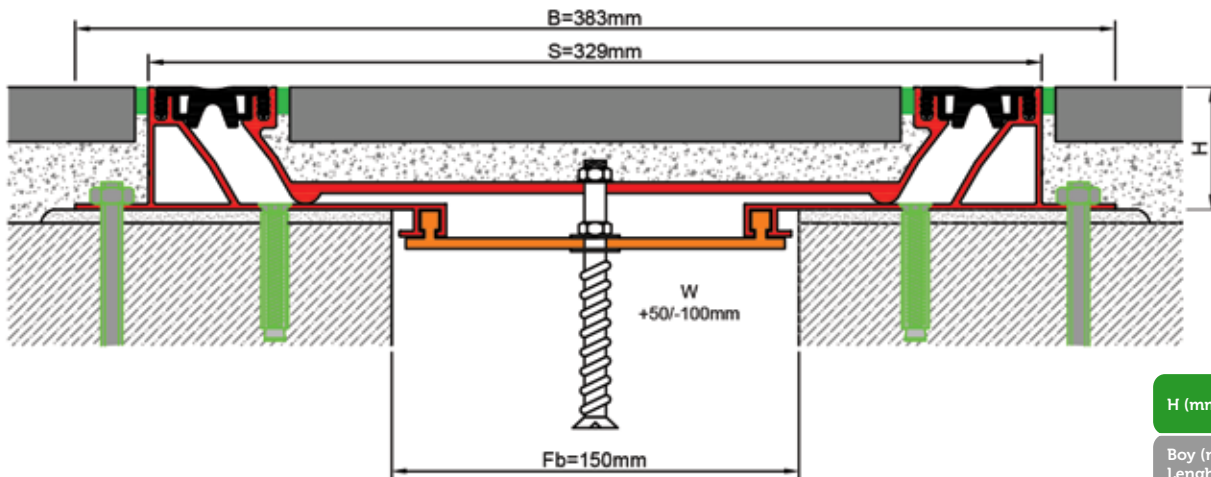


**AS A250-150 H=45mm**



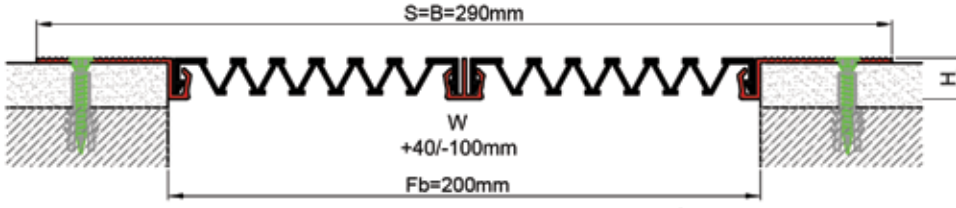
H (mm)	yaklaşık approx.	45
Boy (m)	Lenght (m)	3
Yükleme Kapasitesi	Load-Bearing Capacity	

**AS A256-150 H=45mm**

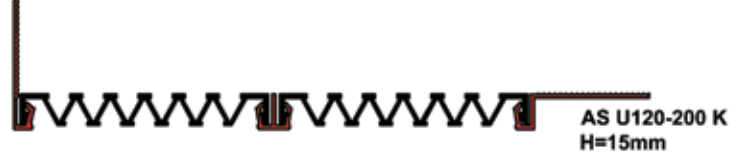


H (mm)	yaklaşık approx.	45
Boy (m)	Lenght (m)	3
Yükleme Kapasitesi	Load-Bearing Capacity	

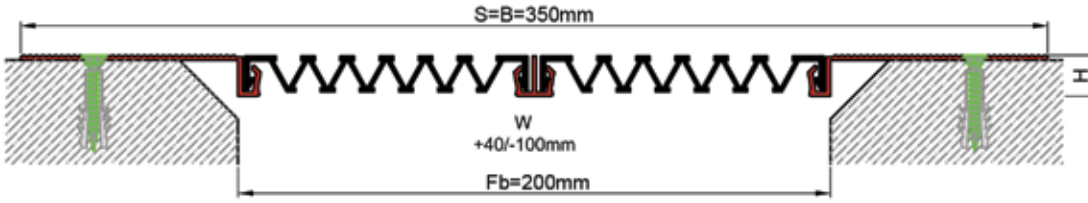
### AS U120-200 H=15mm



H (mm)	yaklaşık approx.	15
Boy (m) Lenght (m)		3



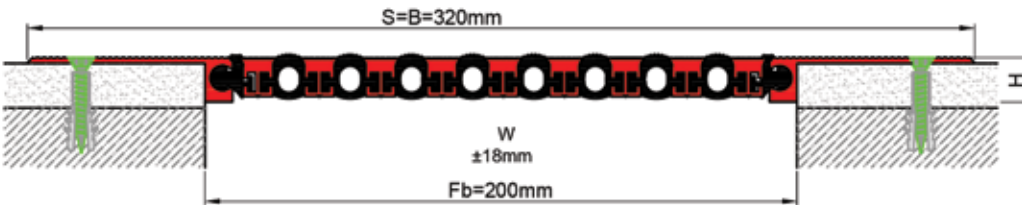
### AS U121-200 H=15mm



H (mm)	yaklaşık approx.	15
Boy (m) Lenght (m)		3



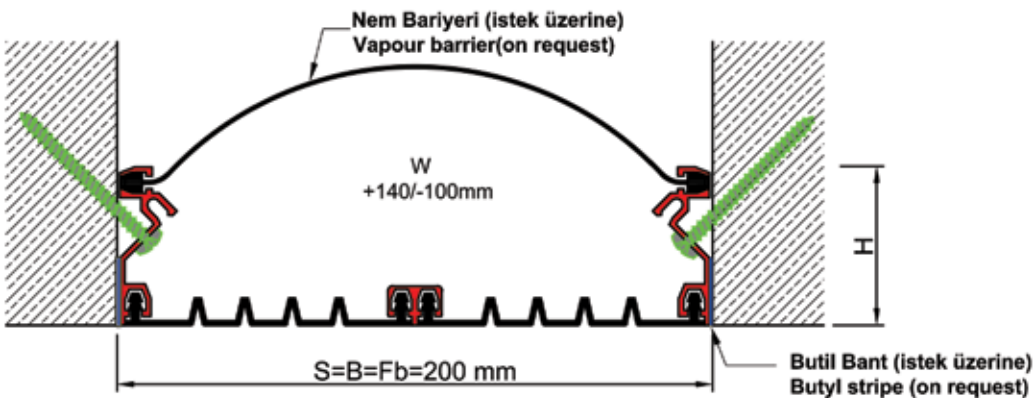
### AS U136-200 H=15mm



H (mm)	yaklaşık approx.	15
Boy (m) Lenght (m)		3



### AS U147-200 H=52mm

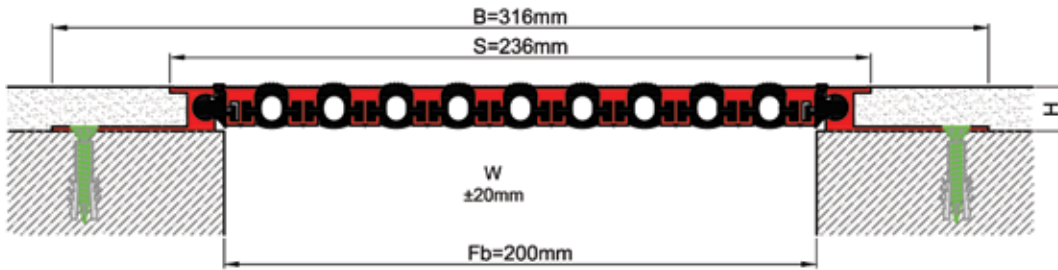


H (mm)	yaklaşık approx.	52
Boy (m) Lenght (m)		3

**AS A126-200**  
**H=15mm**



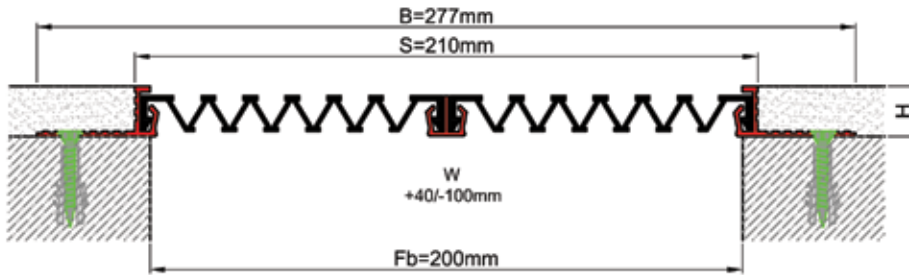
**AS A126-200 H=15mm**



H (mm)	yaklaşık approx.	15
Boy (m)	Lenght (m)	3

AS A126-200 K  
H=15mm

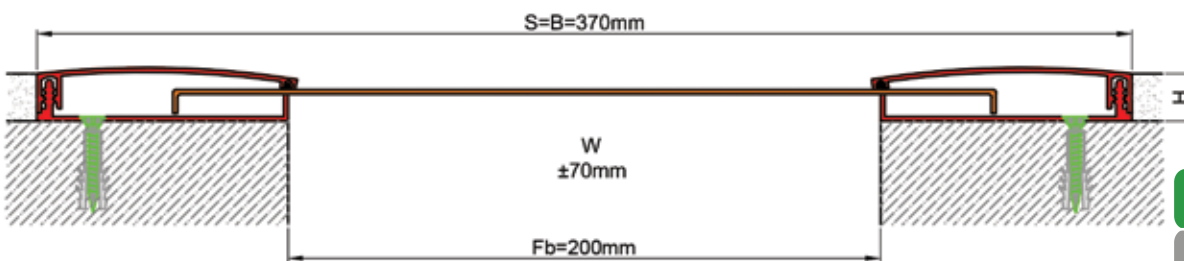
**AS A116-200 H=17mm**



H (mm)	yaklaşık approx.	17
Boy (m)	Lenght (m)	3

AS A116-200 K  
H=17mm

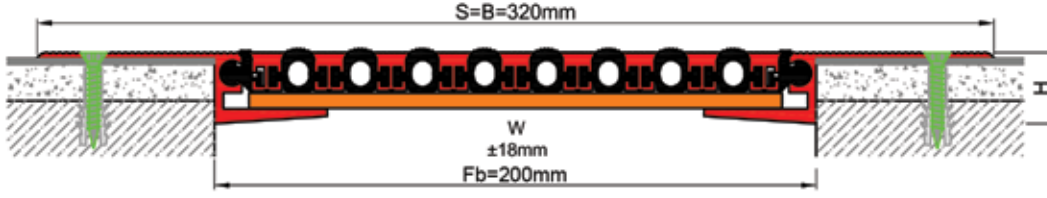
**AS A155-200 H=16mm**



H (mm)	yaklaşık approx.	16
Boy (m)	Lenght (m)	3

AS A155-200 K  
H=16mm

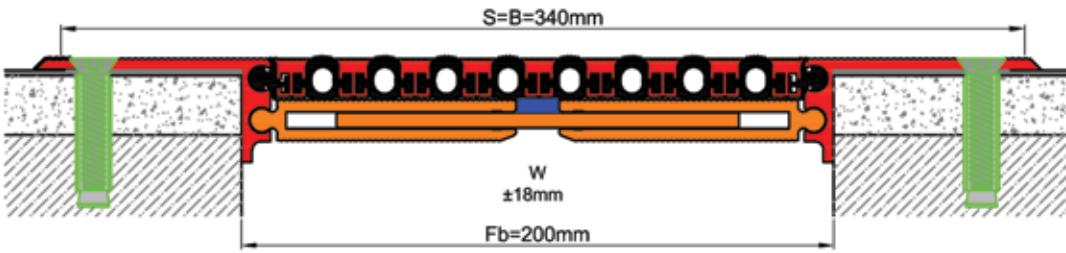
### AS U236-200 H=24mm



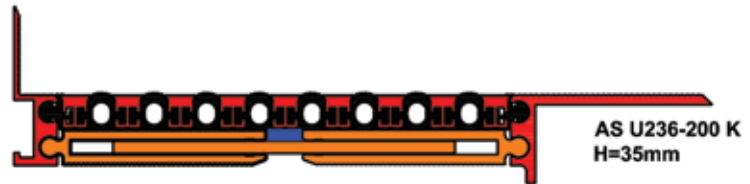
H (mm)	yaklaşık approx.	24
Boy (m) Lenght (m)		3
Yükleme Kapasitesi Load-Bearing Capacity		



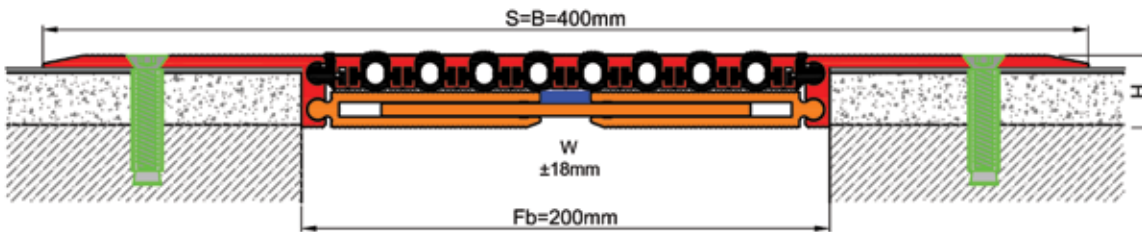
### AS U236-200 H=35mm




H (mm)	yaklaşık approx.	35
Boy (m) Lenght (m)		3
Yükleme Kapasitesi Load-Bearing Capacity		



### AS U240-200 H=28mm



H (mm)	yaklaşık approx.	28
Boy (m) Lenght (m)		3
Yükleme Kapasitesi Load-Bearing Capacity		

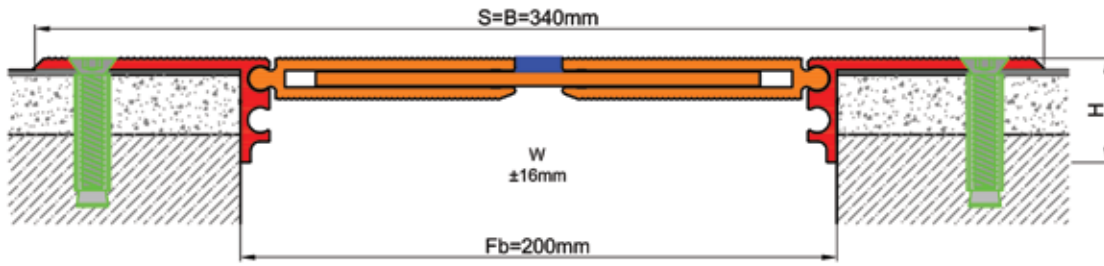




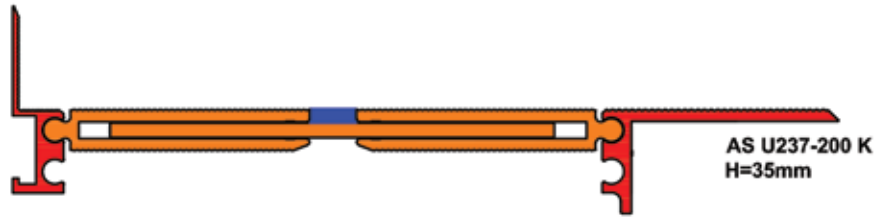
**AS U237-200**  
**H=35mm**



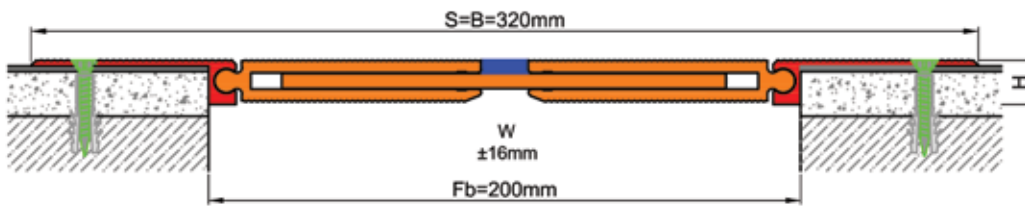
**AS U237-200 H=35mm**



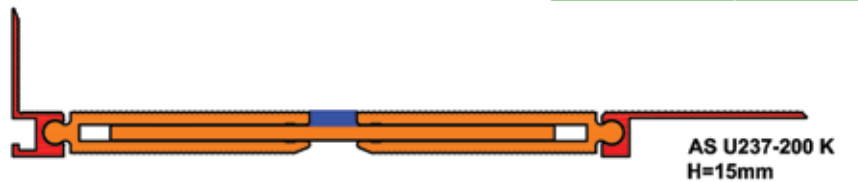
H (mm)	yaklaşık approx.	35
Boy (m)	Lenght (m)	3
Yüklenme Kapasitesi	Load-Bearing Capacity	



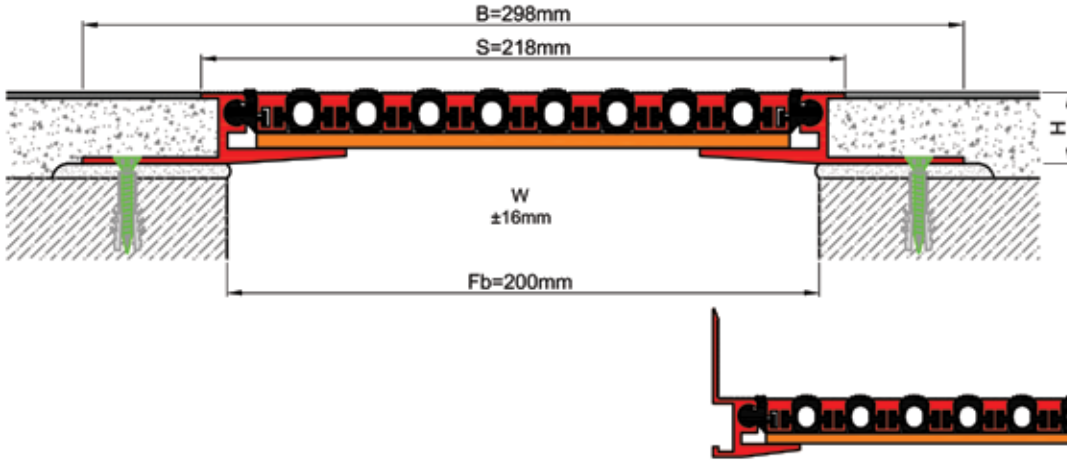
**AS U237-200 H=15mm**



H (mm)	yaklaşık approx.	15
Boy (m)	Lenght (m)	3
Yüklenme Kapasitesi	Load-Bearing Capacity	

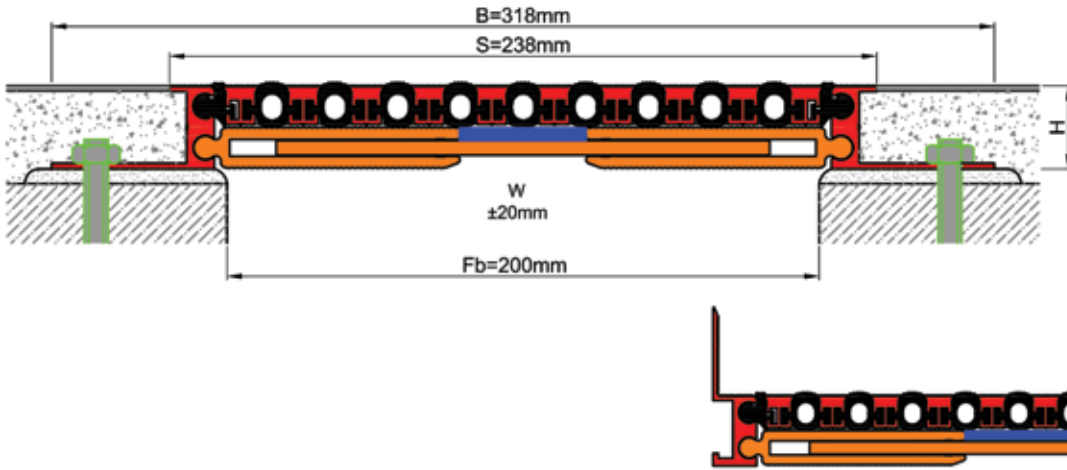


### AS A226-200 H=24mm



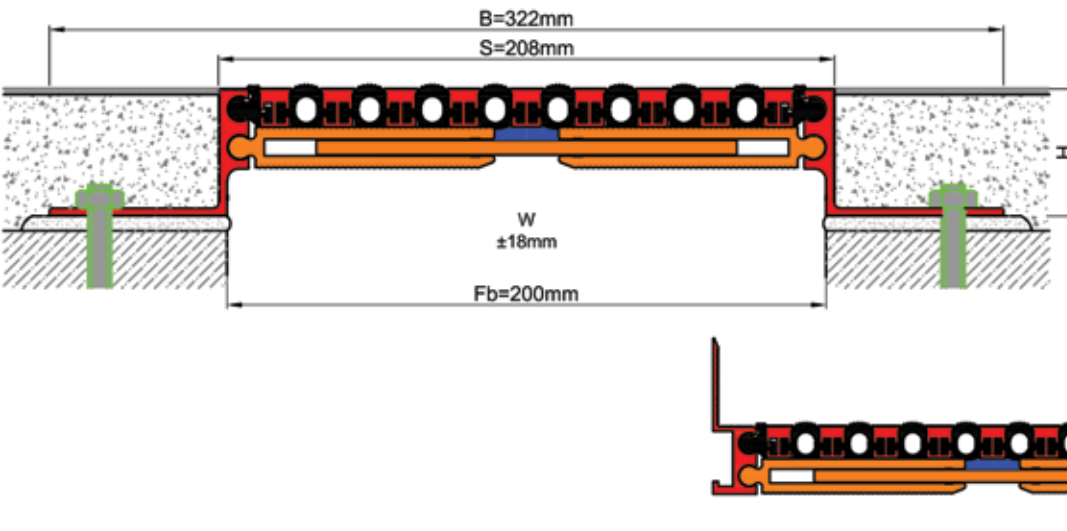
H (mm)	yaklaşık approx.	24
Boy (m)	Lenght (m)	3
Yükleme Kapasitesi	Load-Bearing Capacity	

### AS A226-200 H=28mm



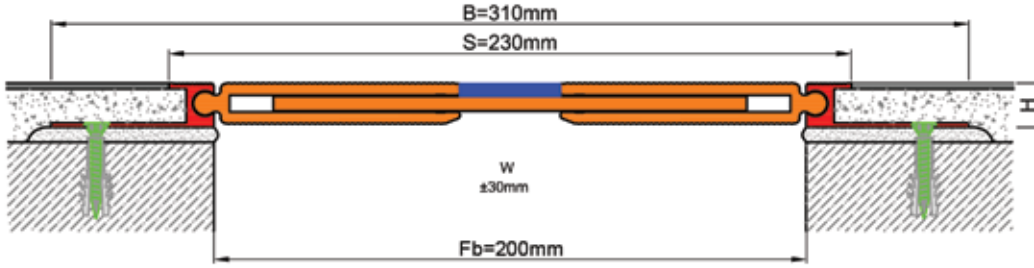
H (mm)	yaklaşık approx.	28
Boy (m)	Lenght (m)	3
Yükleme Kapasitesi	Load-Bearing Capacity	

### AS A226T-200 H=43mm

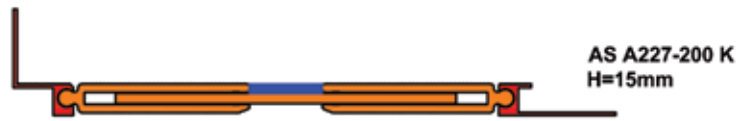


H (mm)	yaklaşık approx.	35/43/60
Boy (m)	Lenght (m)	3
Yükleme Kapasitesi	Load-Bearing Capacity	

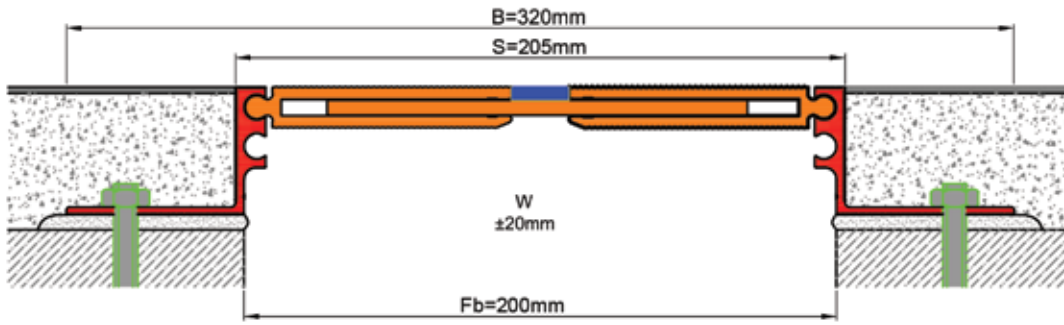
### AS A227-200 H=15mm



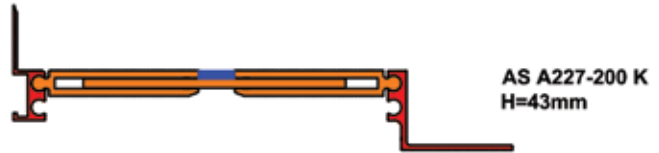
H (mm)	yaklaşık approx.	15
Boy (m)	Lenght (m)	3
Yükleme Kapasitesi	Load-Bearing Capacity	



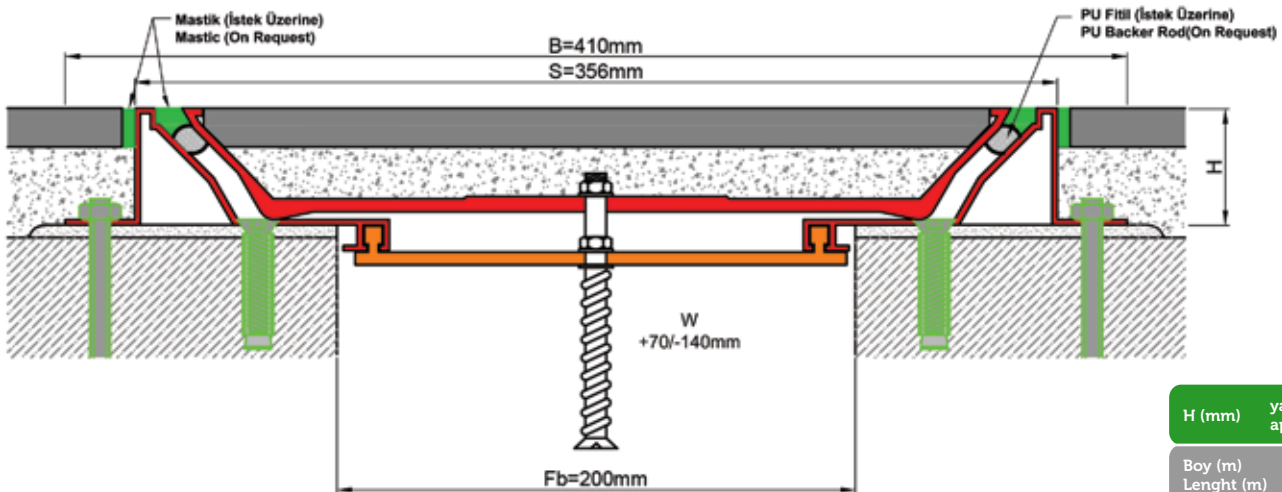
### AS A227T-200 H=43mm



H (mm)	yaklaşık approx.	35/43/60
Boy (m)	Lenght (m)	3
Yükleme Kapasitesi	Load-Bearing Capacity	



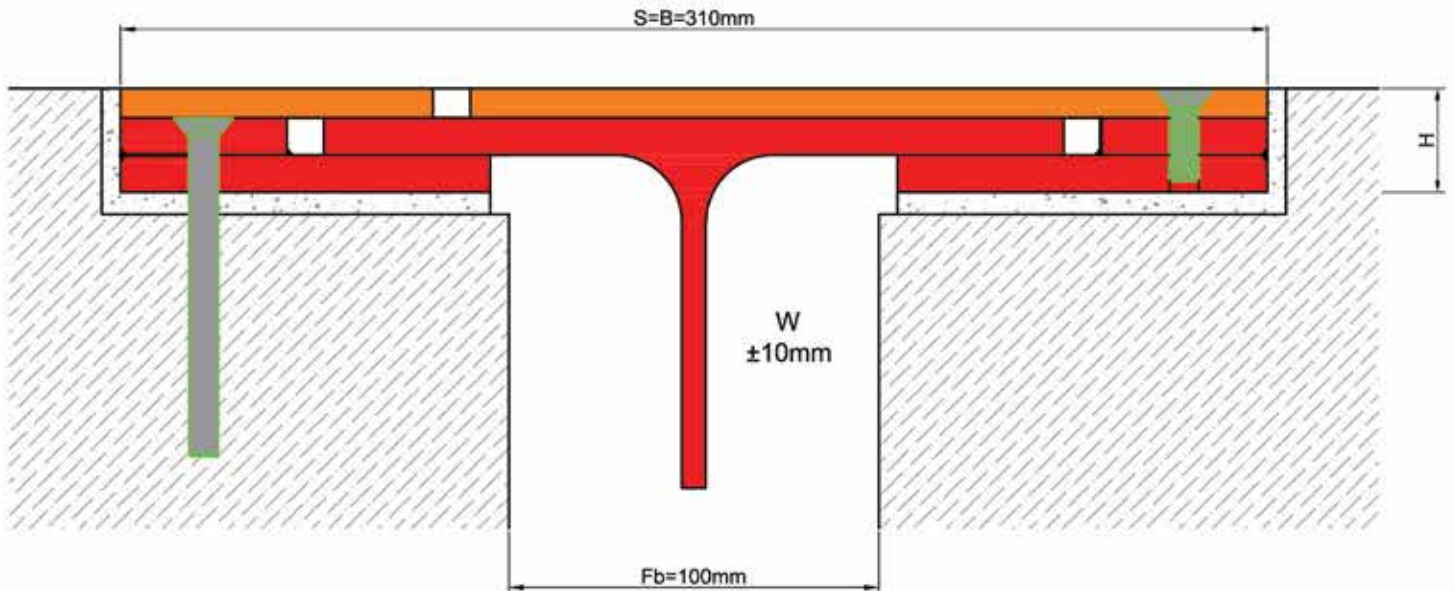
### AS A250-200 H=45mm



H (mm)	yaklaşık approx.	45
Boy (m)	Lenght (m)	3
Yükleme Kapasitesi	Load-Bearing Capacity	



### AS A270-100 H=28mm



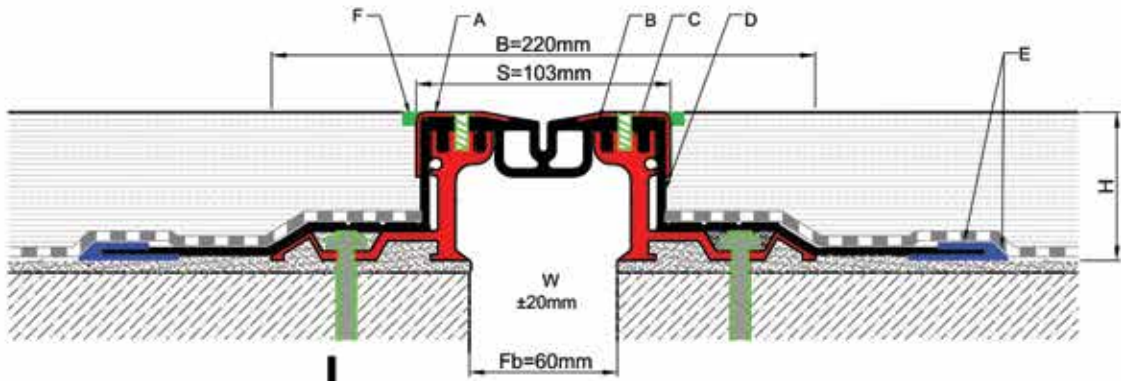
H (mm)	yaklaşık approx.	20/22/28
Boy (m) Lenght (m)		3
Yükleme Kapasitesi Load-Bearing Capacity	25 kN 60 kN 40 kN	  

- \* Reach truck (elektrikli forklift) ve polyamid tekerlekli forklift yüklerine dayanıklıdır.
- \* It is resisted to the loads of the reach trucks and the forklifts with polyamide rollers.

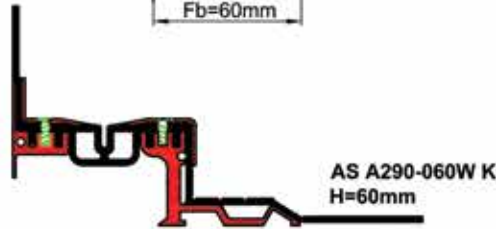
**AS A290-060W**  
**H=60mm**



**AS A290-060W H=60mm**

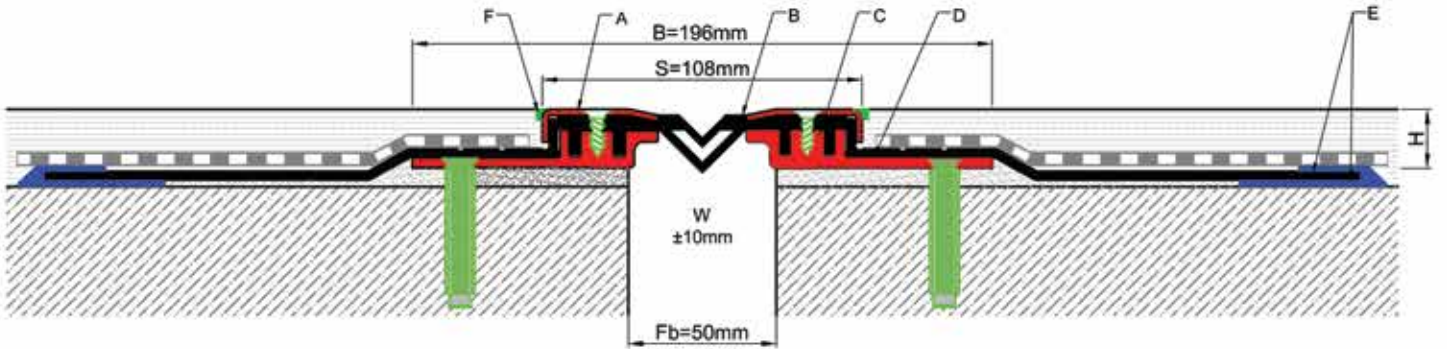


- A Stainless steel cover 2mm
- B Replaceable EPDM insert
- C Aluminum Profile
- D SBR insulation gasket
- E BITULAST Hot melt bituminous seal
- F Mastic



H (mm)	yaklaşık approx.	45/60
Boy (m) Lenght (m)		3
Yükleme Kapasitesi Load-Bearing Capacity	35 kN 300 kN	

**AS A290-050 H=20mm**



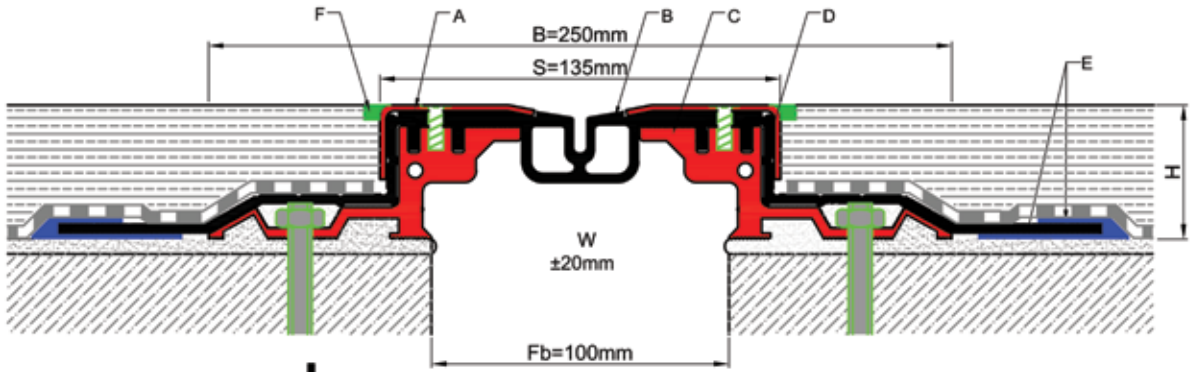
- A Stainless steel cover 2mm
- B Replaceable EPDM insert
- C Aluminum Profile
- D SBR insulation gasket
- E BITULAST Hot melt bituminous seal
- F Mastic

H (mm)	yaklaşık approx.	20
Boy (m) Lenght (m)		3
Yükleme Kapasitesi Load-Bearing Capacity	25 kN 120 kN	

**AS A290-100**  
**H=45mm**



**AS A290-100W H=45mm**

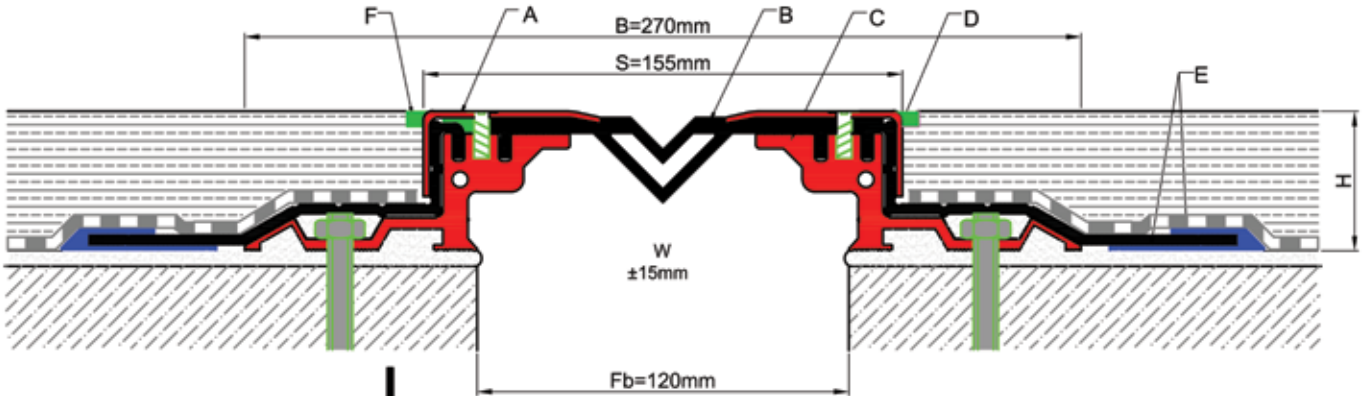


- A Stainless steel cover 2mm
- B Replaceable EPDM insert
- C Aluminum Profile
- D SBR insulation gasket
- E BITULAST Hot melt bituminous seal
- F Mastic



H (mm)	yaklaşık approx.	45/70
Boy (m) Lenght (m)		3
Yükleme Kapasitesi Load-Bearing Capacity		25 kN 120 kN 

**AS A290-120 H=45mm**

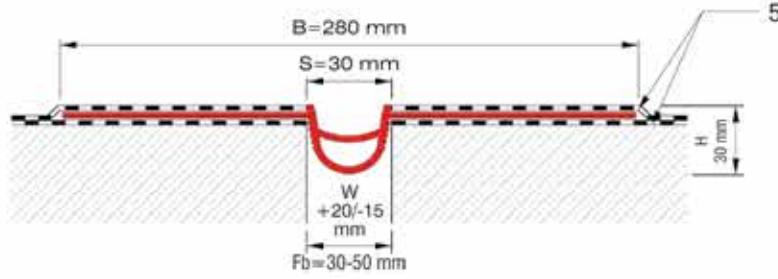


- A Stainless steel cover 2mm
- B Replaceable EPDM insert
- C Aluminum Profile
- D SBR insulation gasket
- E BITULAST Hot melt bituminous seal
- F Mastic

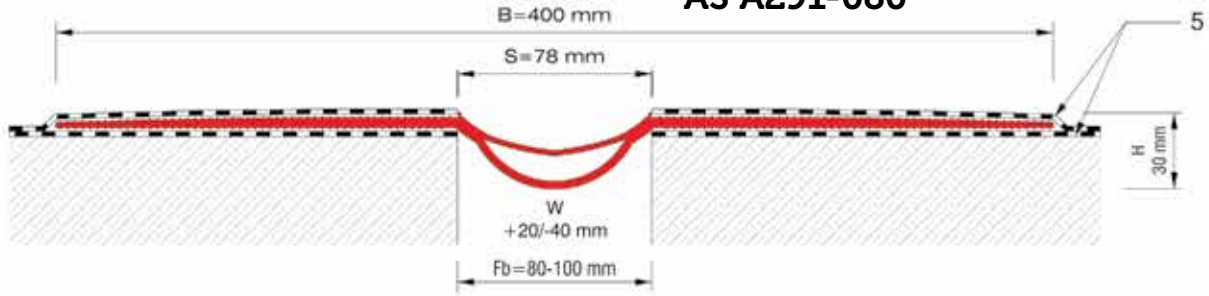


H (mm)	yaklaşık approx.	45/70
Boy (m) Lenght (m)		3
Yükleme Kapasitesi Load-Bearing Capacity		15 kN 90 kN 

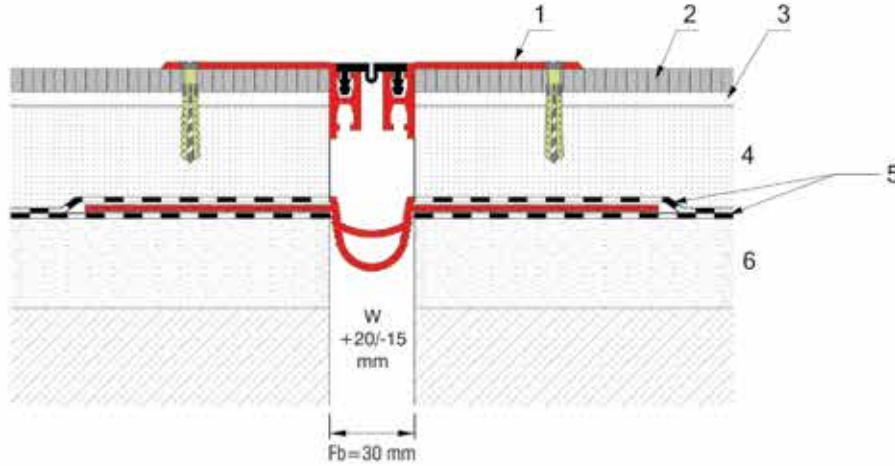
### AS A291-025



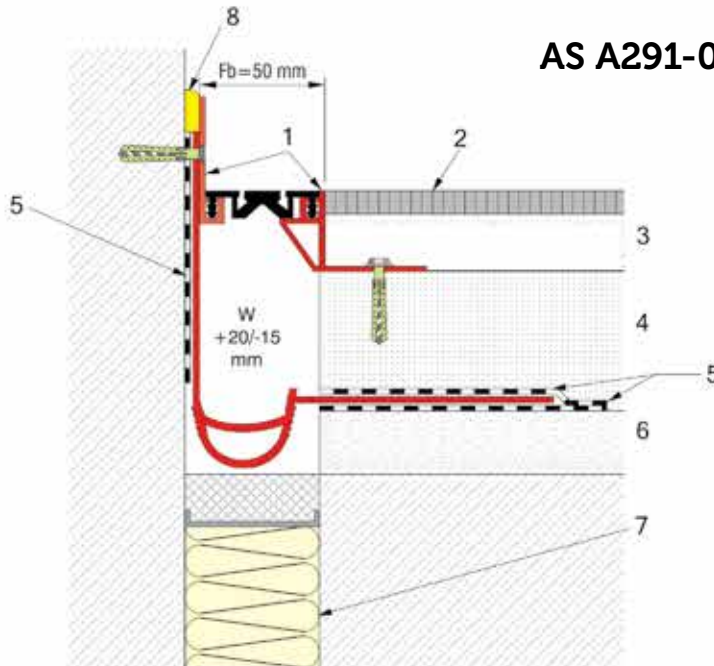
### AS A291-080



### AS A291-025 + AS U243-030



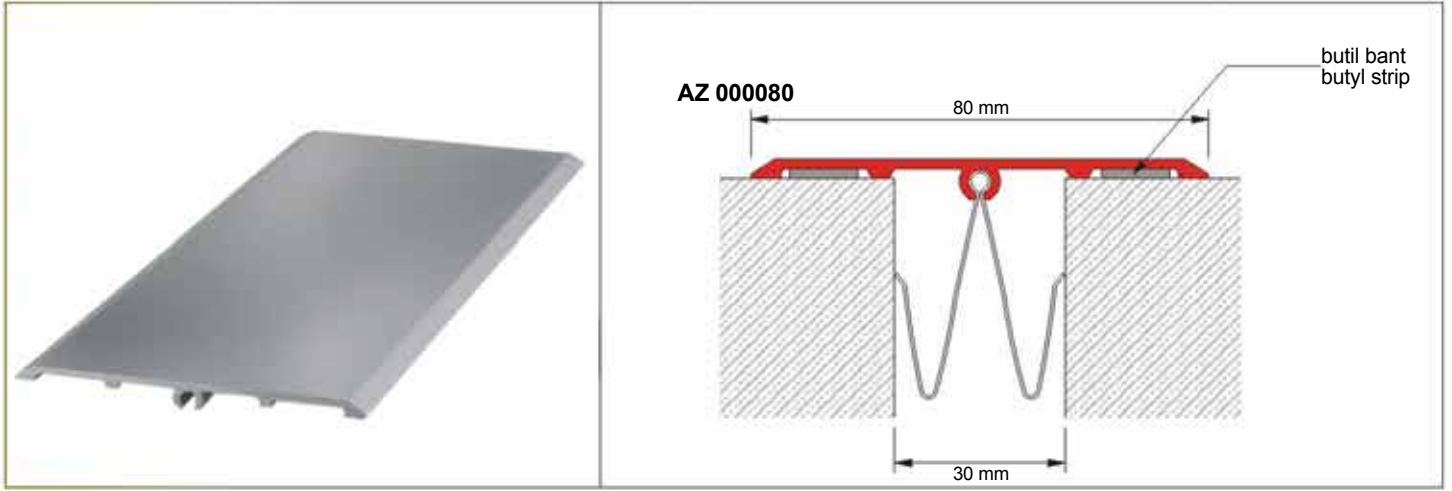
### AS A291-025 + AS A246-050 K





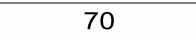
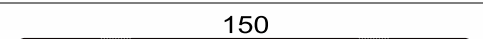
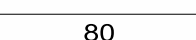

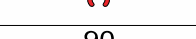










- 1 Dilatasyon profili
- 2 Seramik
- 3 Harç
- 4 Koruma betonu
- 5 Su yalıtımı
- 6 Eğim betonu
- 7 Isı yalıtımı
- 8 Yalıtım macunu

- 1 Expansion joint profile
- 2 Ceramic tiles
- 3 Mortar
- 4 Protective concrete
- 5 Water insulation
- 6 Incline concrete
- 7 Thermal insulation
- 8 Sealant

**Zemin Profilleri L=3 m / Floor Profiles L=3 m**



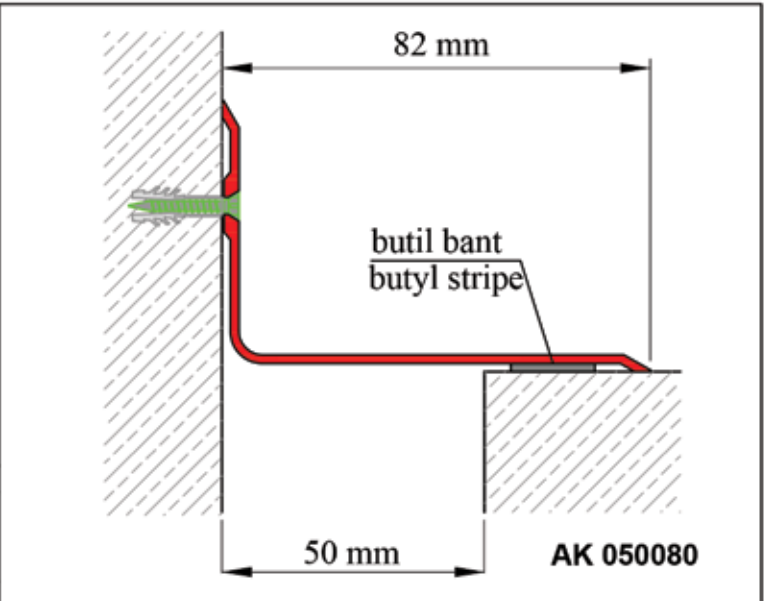
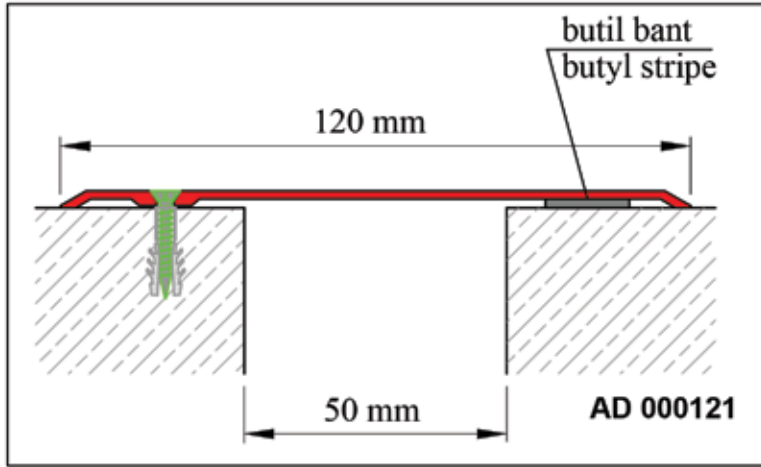
	<b>AZ 000060</b>		<b>AZ 000120</b>
	<b>AZ 000061</b>		<b>AZ 000121</b>
	<b>AZ 000070</b>		<b>AZ 000150</b>
	<b>AZ 000080</b>		<b>AZ 000151</b>
	<b>AZ 000090</b>		<b>AZ 000154</b>
	<b>AZ 000100</b>		<b>AZ 000200</b>
	<b>AZ 000101</b>		<b>AZ 000201</b>
	<b>AZ 000104</b>		<b>AZ 000202</b>
			<b>AZ 000250</b>

**Paslanmaz Çelik Yaylar/Stainless Steel Spring Clamps**



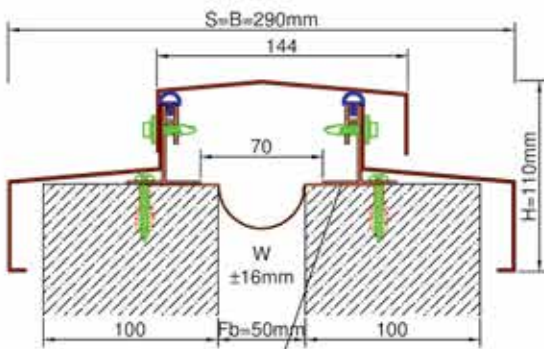



**Duvar-Tavan Profilleri L=3 m / Wall-Ceiling Profiles L=3 m**



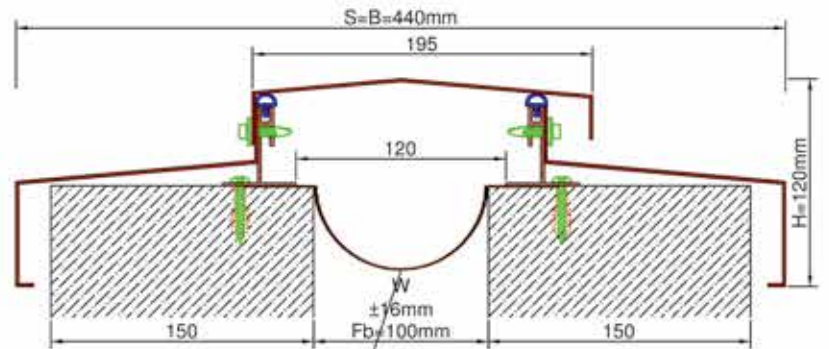
60	<b>AD 000060</b>
80	<b>AD 000080</b>
100	<b>AD 000101</b>
100	<b>AD 000100</b>
120	<b>AD 000120</b>
120	<b>AD 000121</b>
150	<b>AD 000150</b> <b>AD 000153</b>
150	<b>AD 000151</b>
AS U160 H6	<b>AS U160 H6</b>
176	<b>AD 000176</b>
200	<b>AD 000200</b> <b>AD 000203</b>
200	<b>AD 000201</b>
220	<b>AD 000220</b>
250	<b>AD 000250</b>
300	<b>AD 000300</b>

40	40	<b>AK 040040</b>
40	70	<b>AK 040070</b>
50	80	<b>AK 050080</b>
50	80	<b>AK 050081</b>
50	100	<b>AK 050100</b> <b>AK 050103</b>
50	100	<b>AK 050101</b>
60	120	<b>AK 060120</b>
60	120	<b>AK 060121</b>
50	150	<b>AK 050150</b> <b>AK 050153</b>
50	150	<b>AK 050151</b>
50	150	<b>AK 050203</b>



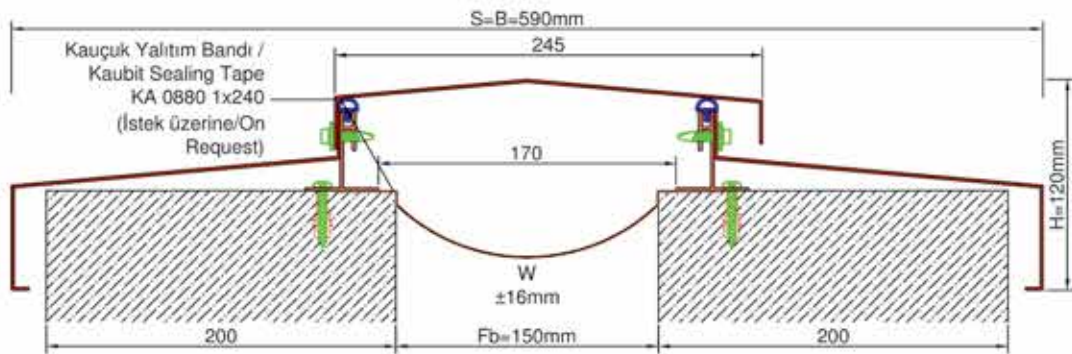
**AS UHP 290110**

Kauçuk Yalıtım Bandı /  
Kaubit Sealing Tape  
KA 0841 0,6x150  
(İstek üzerine/On Request)



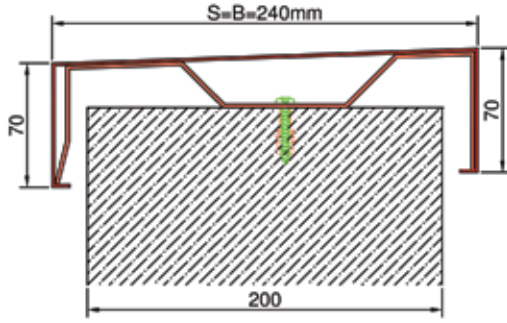
**AS UHP 440120**

Kauçuk Yalıtım Bandı /  
Kaubit Sealing Tape  
KA 0879 1x200  
(İstek üzerine/On Request)

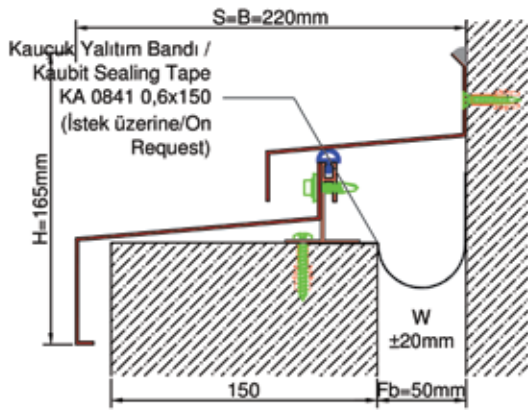


**AS UHP 590120**

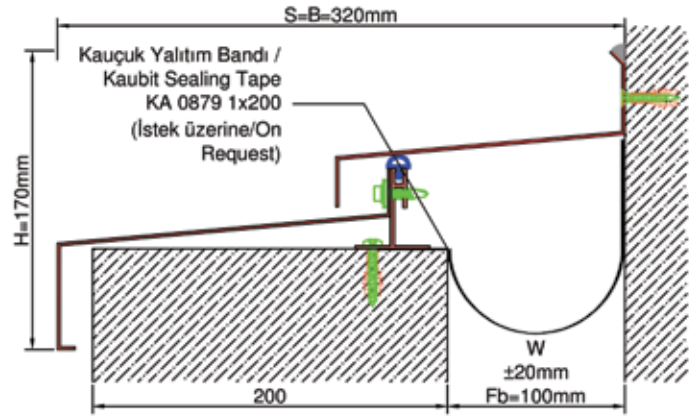
## AS UPP




AS UPP 240070



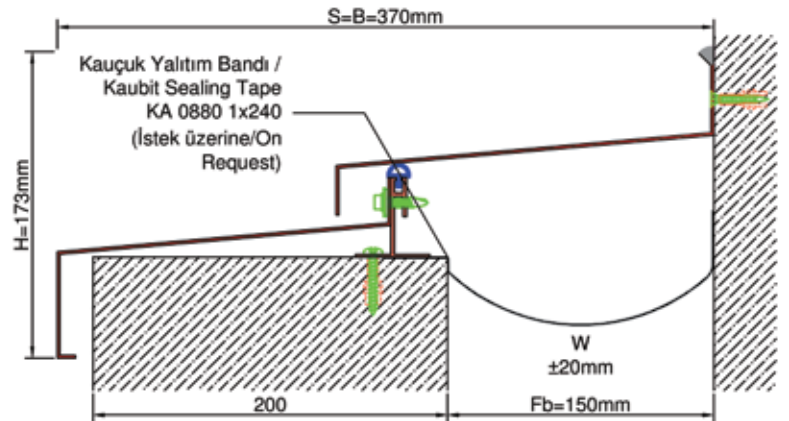
AS UHP 220165 K



AS UHP 320170 K



- Kauçuk Yalıtım Bantları  
Kaubit Sealing Tapes
- KA 2054 0,6x120 = 120mm
  - KA 0841 0,6x150 = 150mm
  - KA 0879 1x200 = 200mm
  - KA 0880 1x240 = 240mm
  - KA 0846 1x300 = 300mm



AS UHP 370173 K

## Özel Detay Çözümleri Special Detail Solutions

Zemin-Duvar bağlantısı\*  
Floor-Wall connection\*



Kavisli profiller\*  
Curved profiles\*



\*Sipariş üzerine hazırlanan özel profillerdir.  
\*Special profiles manufactured on request.



Asteknik Mühendislik Ltd. Şti.

Head Office

: 1. Eсеңehir Şair Fuzuli Sk. No: 10 Y.Dudullu / İstanbul  
Tel.: +90 216 466 72 63 (Pbx) Fax: +90 216 466 72 64

Branch

: Demirciler Sitesi 3. Cadde No: 37 Zeytinburnu/İstanbul  
Tel.: +90 212 416 83 53 - 416 86 54 - 416 83 55 Fax: +90 212 416 83 56